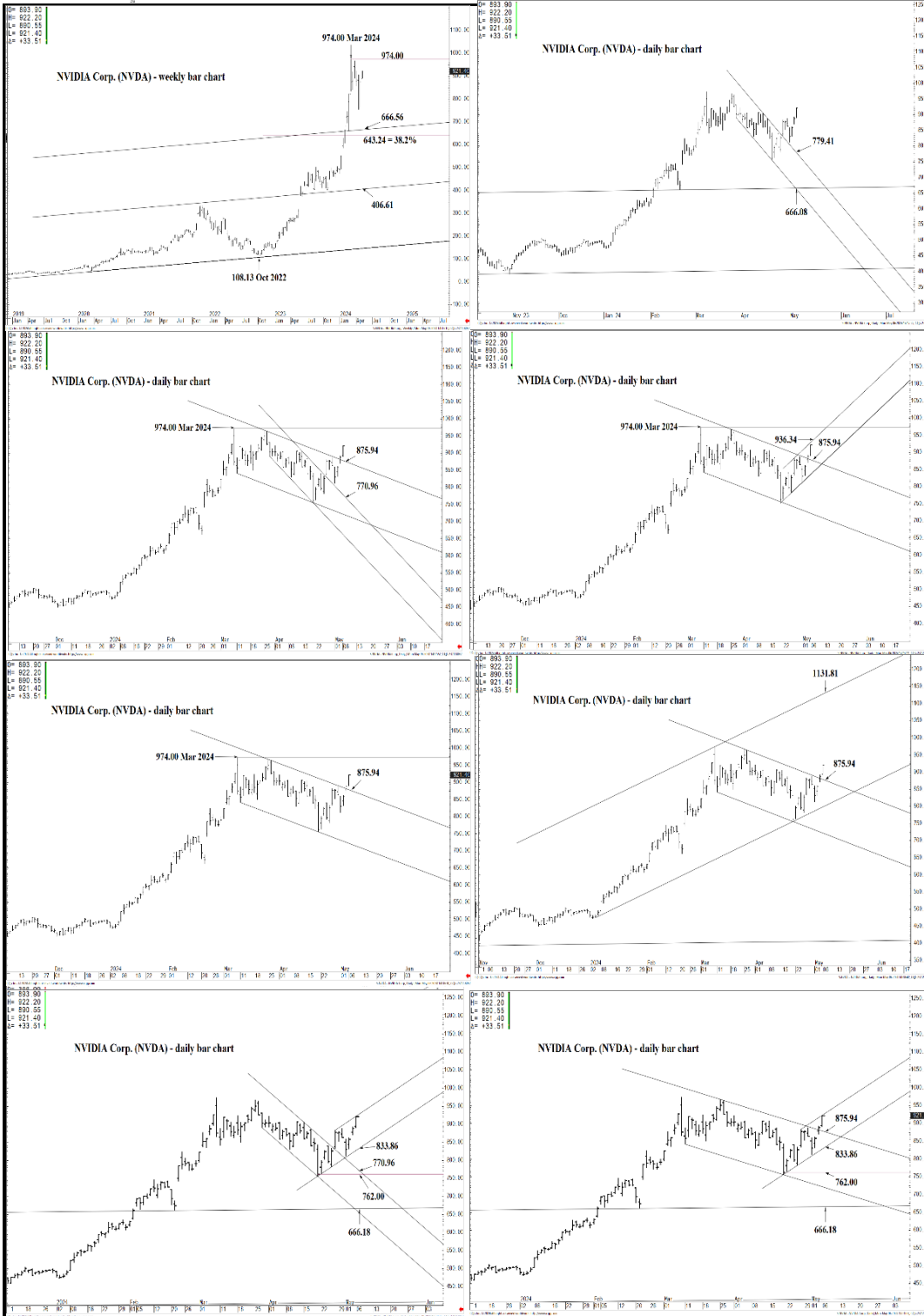




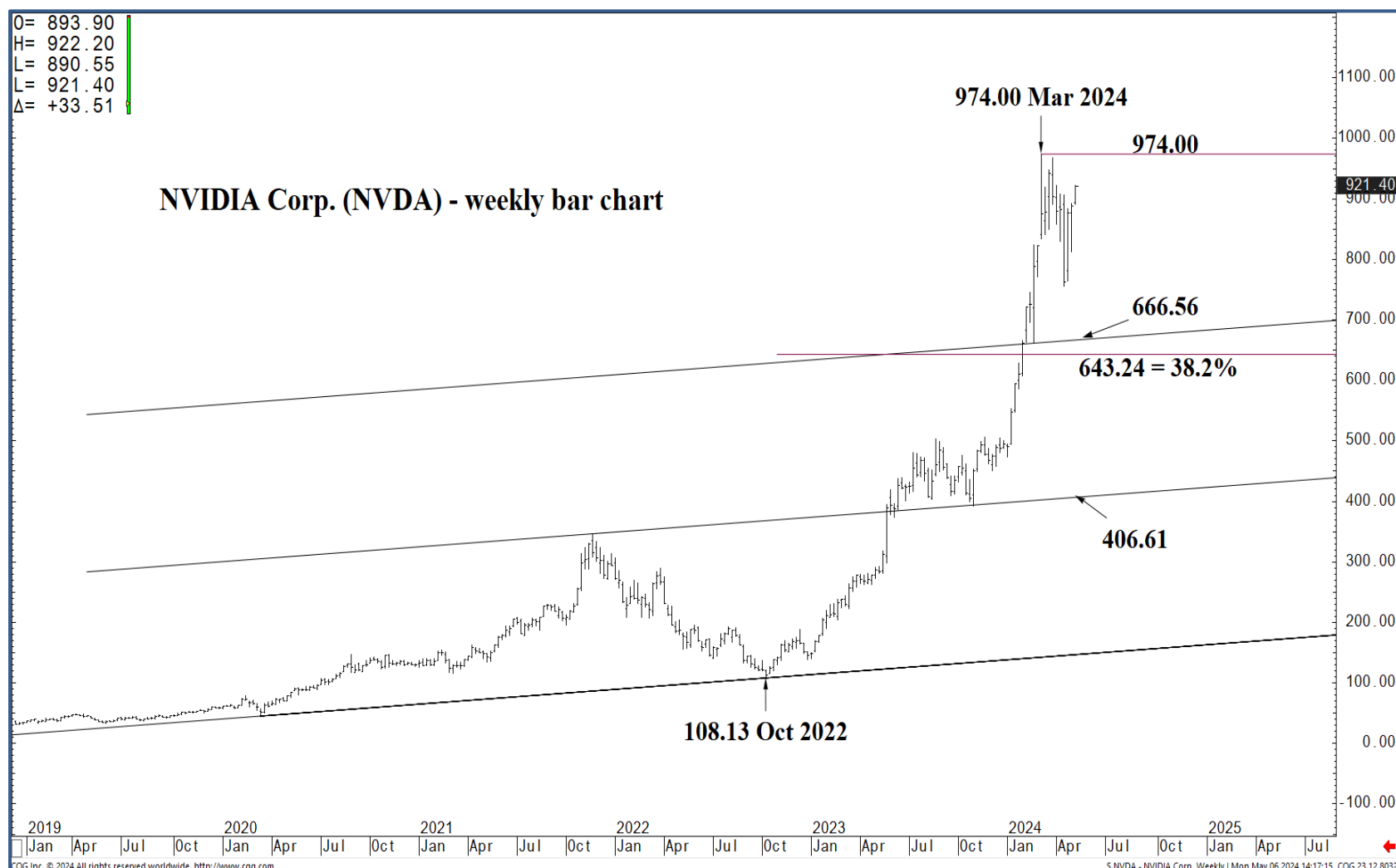
WICKED STOCKS

DIRECTIONAL CLARITY FOR THE ACTIVE INVESTOR



Support and Resistance

- 974.00** * session containment
- 961.18 * minor
- 950.02 * minor
- 936.34** * session containment
- 922.20 * minor
- 907.38 * minor
- 890.75 * minor
- 875.94** *** weekly containment UP
- 864.89 * minor
- 850.37 * minor
- 840.57 * minor
- 833.86** * session containment DP
- 819.53 * minor
- 808.30 * minor
- 779.41 * minor
- 762.00** * session containment



Support and Resistance

- 974.00** * session containment
- 961.18 * minor
- 950.02 * minor
- 936.34** * session containment
- 922.20 * minor
- 907.38 * minor
- 890.75 * minor
- 875.94** *** weekly containment UP
- 864.89 * minor
- 850.37 * minor
- 840.57 * minor
- 833.86** * session containment DP
- 819.53 * minor
- 808.30 * minor
- 779.41 * minor
- 762.00** * session containment



O= 893.90
 H= 922.20
 L= 890.55
 L= 921.40
 Δ= +33.51

NVIDIA Corp. (NVDA) - daily bar chart



Support and Resistance

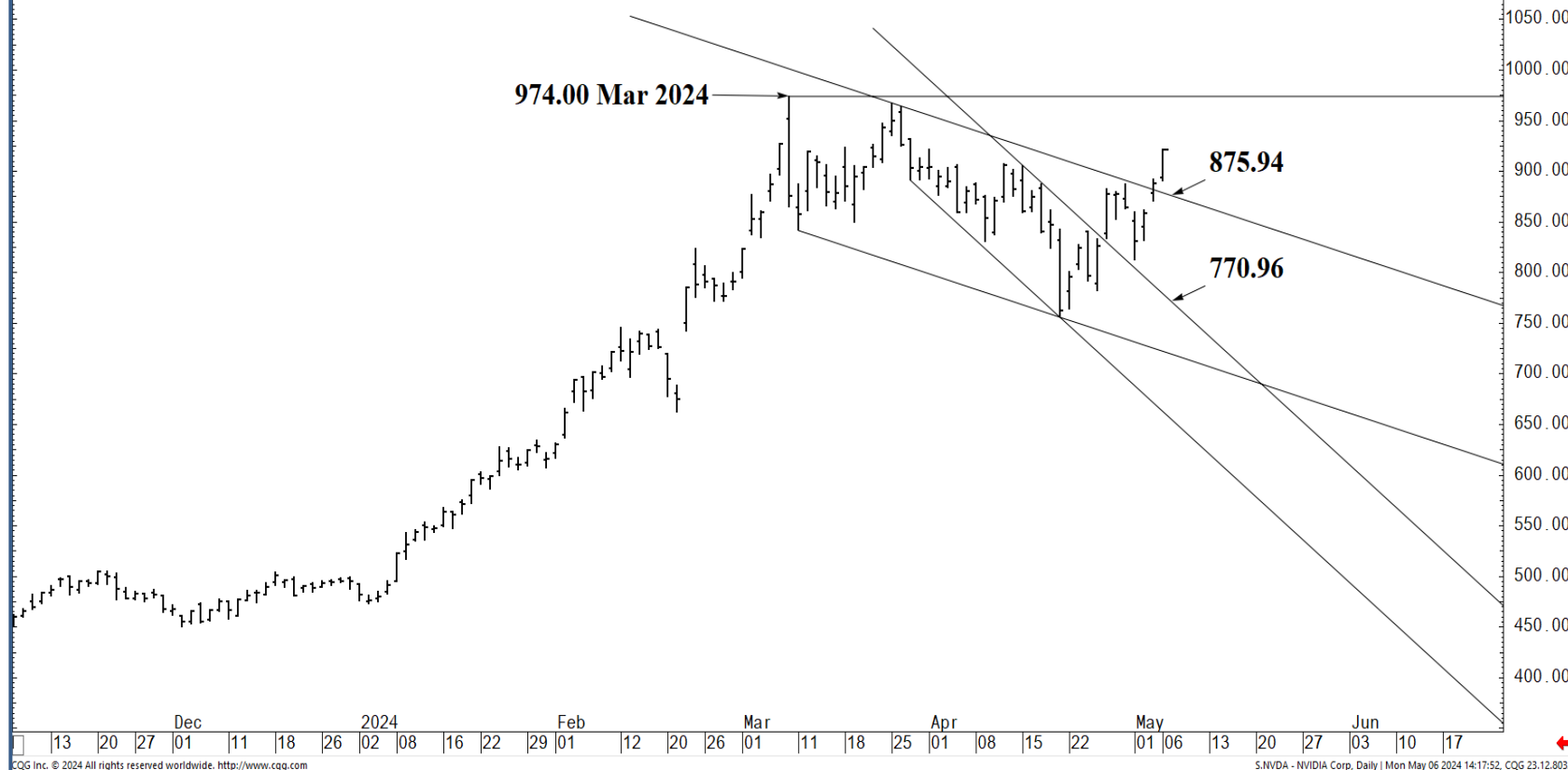
- 974.00** * session containment
- 961.18 * minor
- 950.02 * minor
- 936.34** * session containment
- 922.20 * minor
- 907.38 * minor
- 890.75 * minor
- 875.94** *** weekly containment UP
- 864.89 * minor
- 850.37 * minor
- 840.57 * minor
- 833.86** * session containment DP
- 819.53 * minor
- 808.30 * minor
- 779.41 * minor
- 72.00** * session containment

CG Inc. © 2024 All rights reserved worldwide. <http://www.cqg.com> S.NVDA - NVIDIA Corp, Daily | Mon May 06 2024 14:17:27, CQG 23.12.8032



O= 893.90
 H= 922.20
 L= 890.55
 C= 921.40
 Δ= +33.51

NVIDIA Corp. (NVDA) - daily bar chart



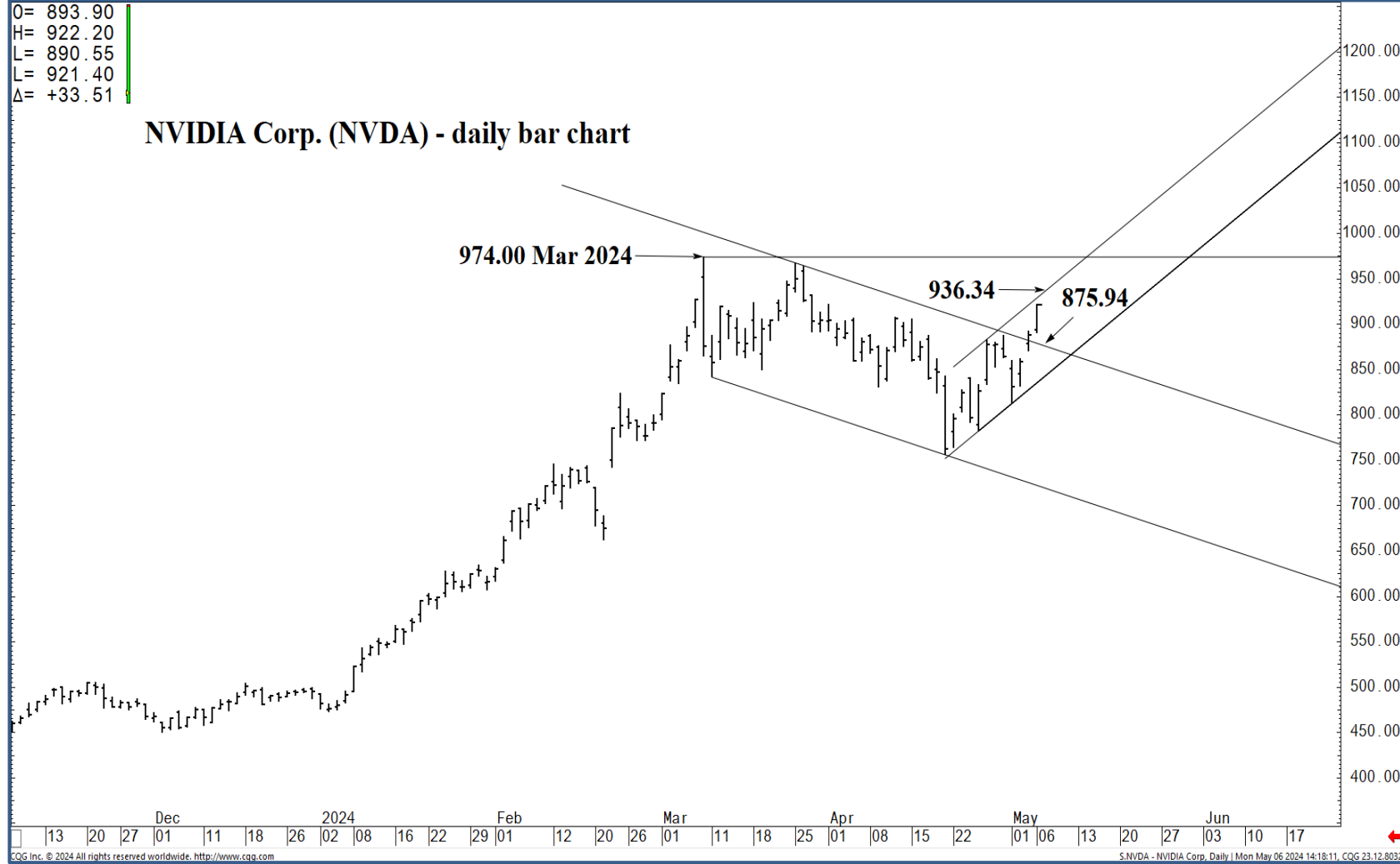
Support and Resistance

- 974.00** * session containment
- 961.18 * minor
- 950.02 * minor
- 936.34** * session containment
- 922.20 * minor
- 907.38 * minor
- 890.75 * minor
- 875.94** *** weekly containment UP
- 864.89 * minor
- 850.37 * minor
- 840.57 * minor
- 833.86** * session containment DP
- 819.53 * minor
- 808.30 * minor
- 779.41 * minor
- 762.00** * session containment



O= 893.90
 H= 922.20
 L= 890.55
 L= 921.40
 Δ= +33.51

NVIDIA Corp. (NVDA) - daily bar chart



Support and Resistance

- 974.00** * session containment
- 961.18 * minor
- 950.02 * minor
- 936.34** * session containment
- 922.20 * minor
- 907.38 * minor
- 890.75 * minor
- 875.94** *** weekly containment UP
- 864.89 * minor
- 850.37 * minor
- 840.57 * minor
- 833.86** * session containment DP
- 819.53 * minor
- 808.30 * minor
- 779.41 * minor
- 762.00** * session containment

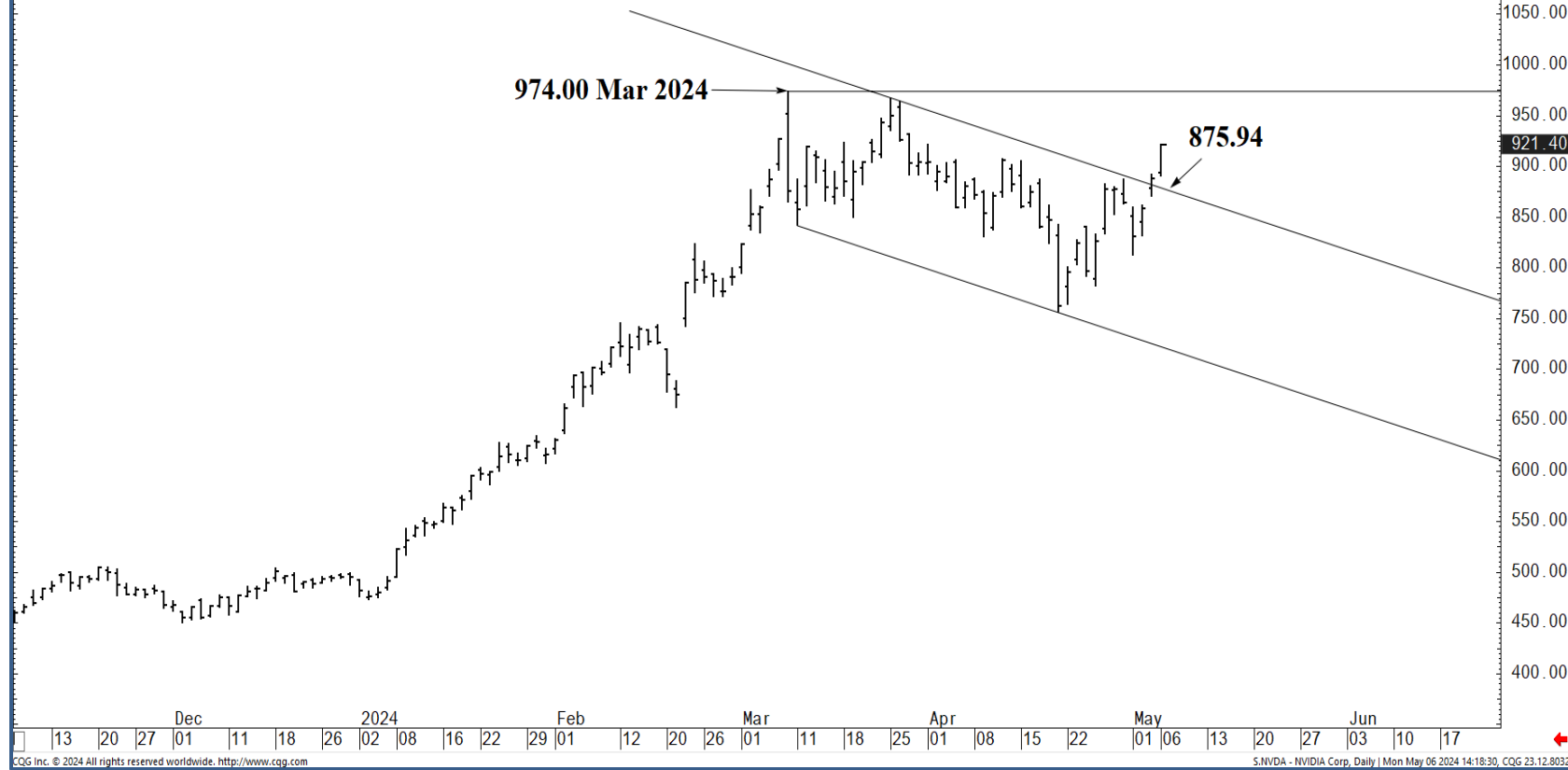
Dec 13 20 27 01 11 18 26 2024 Feb 02 08 16 22 29 01 12 20 26 Mar 01 11 18 25 Apr 01 08 15 22 May 01 06 13 20 27 Jun 03 10 17

CGG Inc. © 2024 All rights reserved worldwide. <http://www.cgg.com> S:NVDA - NVIDIA Corp, Daily | Mon May 06 2024 14:18:11, CQG 23.12.8032



O= 893.90
 H= 922.20
 L= 890.55
 L= 921.40
 Δ= +33.51

NVIDIA Corp. (NVDA) - daily bar chart



Support and Resistance

- 974.00** * session containment
- 961.18 * minor
- 950.02 * minor
- 936.34** * session containment
- 922.20 * minor
- 907.38 * minor
- 890.75 * minor
- 921.40**
- 875.94** *** weekly containment UP
- 864.89 * minor
- 850.37 * minor
- 840.57 * minor
- 833.86** * session containment DP
- 819.53 * minor
- 808.30 * minor
- 779.41 * minor
- 762.00** * session containment

Dec 13 20 27 01 11 18 26 02 08 16 22 29 01 12 20 26 01 11 18 25 01 08 15 22 01 06 13 20 27 03 10 17

CGG Inc. © 2024 All rights reserved worldwide. <http://www.cgg.com> S:NVDA - NVIDIA Corp, Daily | Mon May 06 2024 14:18:30, CQG 23.12.8032



O= 893.90
 H= 922.20
 L= 890.55
 C= 921.40
 Δ= +33.51

NVIDIA Corp. (NVDA) - daily bar chart



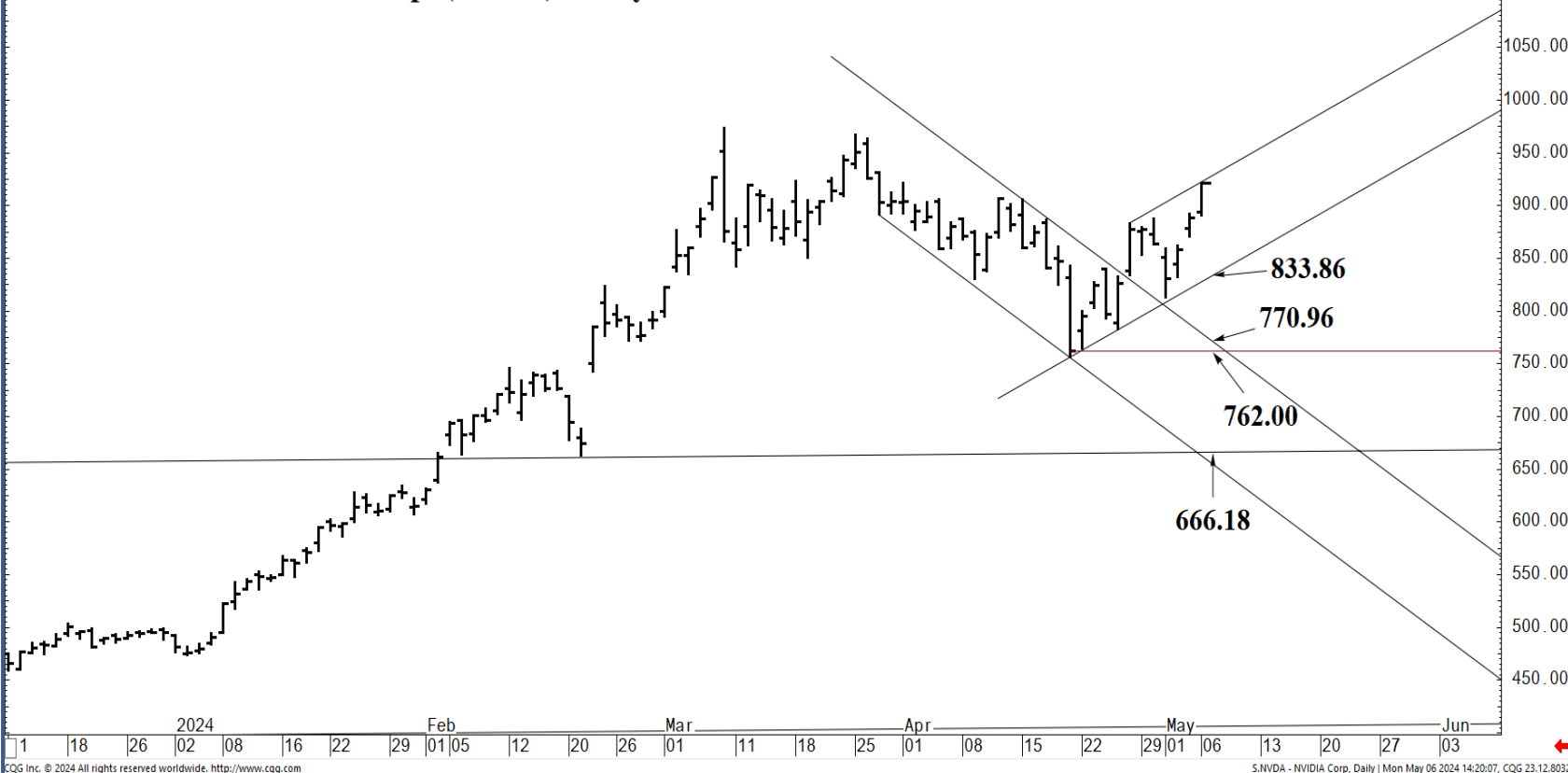
Support and Resistance

- 974.00 * session containment**
- 961.18 * minor
- 950.02 * minor
- 936.34 * session containment**
- 922.20 * minor
- 907.38 * minor
- 890.75 * minor
- 875.94 *** weekly containment UP**
- 864.89 * minor
- 850.37 * minor
- 840.57 * minor
- 833.86 * session containment DP**
- 819.53 * minor
- 808.30 * minor
- 779.41 * minor
- 762.00 * session containment**



O= 893.90
 H= 922.20
 L= 890.55
 C= 921.40
 Δ= +33.51

NVIDIA Corp. (NVDA) - daily bar chart



Support and Resistance

- 974.00** * session containment
- 961.18 * minor
- 950.02 * minor
- 936.34** * session containment
- 922.20 * minor
- 907.38 * minor
- 890.75 * minor
- 875.94** *** weekly containment UP
- 864.89 * minor
- 850.37 * minor
- 840.57 * minor
- 833.86** * session containment DP
- 819.53 * minor
- 808.30 * minor
- 779.41 * minor
- 762.00** * session containment



O= 893.90
 H= 922.20
 L= 890.55
 C= 921.40
 Δ= +33.51

NVIDIA Corp. (NVDA) - daily bar chart



Support and Resistance

- 974.00** * session containment
- 961.18 * minor
- 950.02 * minor
- 936.34** * session containment
- 922.20 * minor
- 907.38 * minor
- 890.75 * minor
- 875.94** *** weekly containment UP
- 864.89 * minor
- 850.37 * minor
- 840.57 * minor
- 833.86** * session containment DP
- 819.53 * minor
- 808.30 * minor
- 779.41 * minor
- 762.00** * session containment

CGG Inc. © 2024 All rights reserved worldwide. <http://www.cgg.com>

S.NVDA - NVIDIA Corp, Daily | Mon May 06 2024 14:21:06, CGG 23.12.8032

