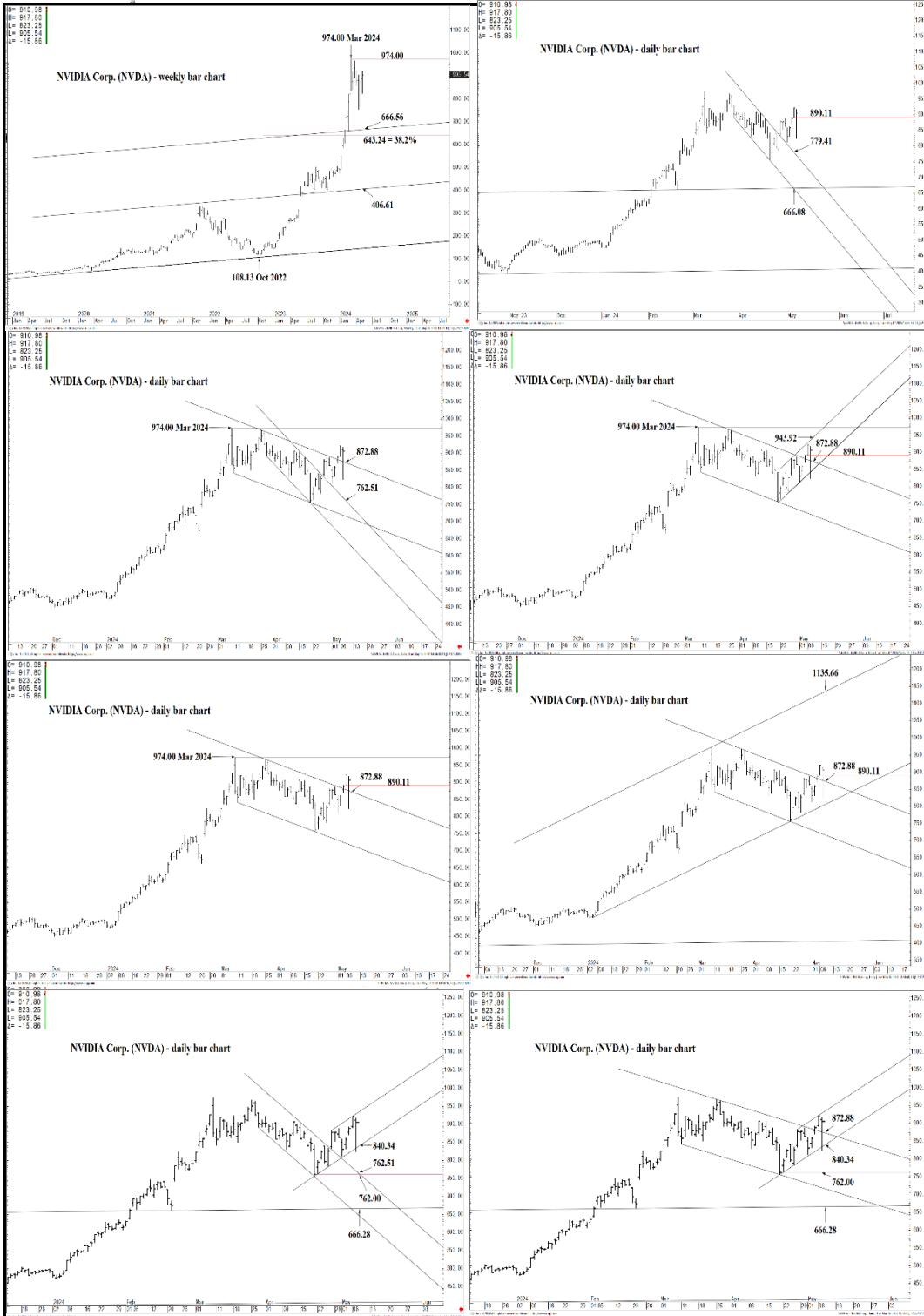




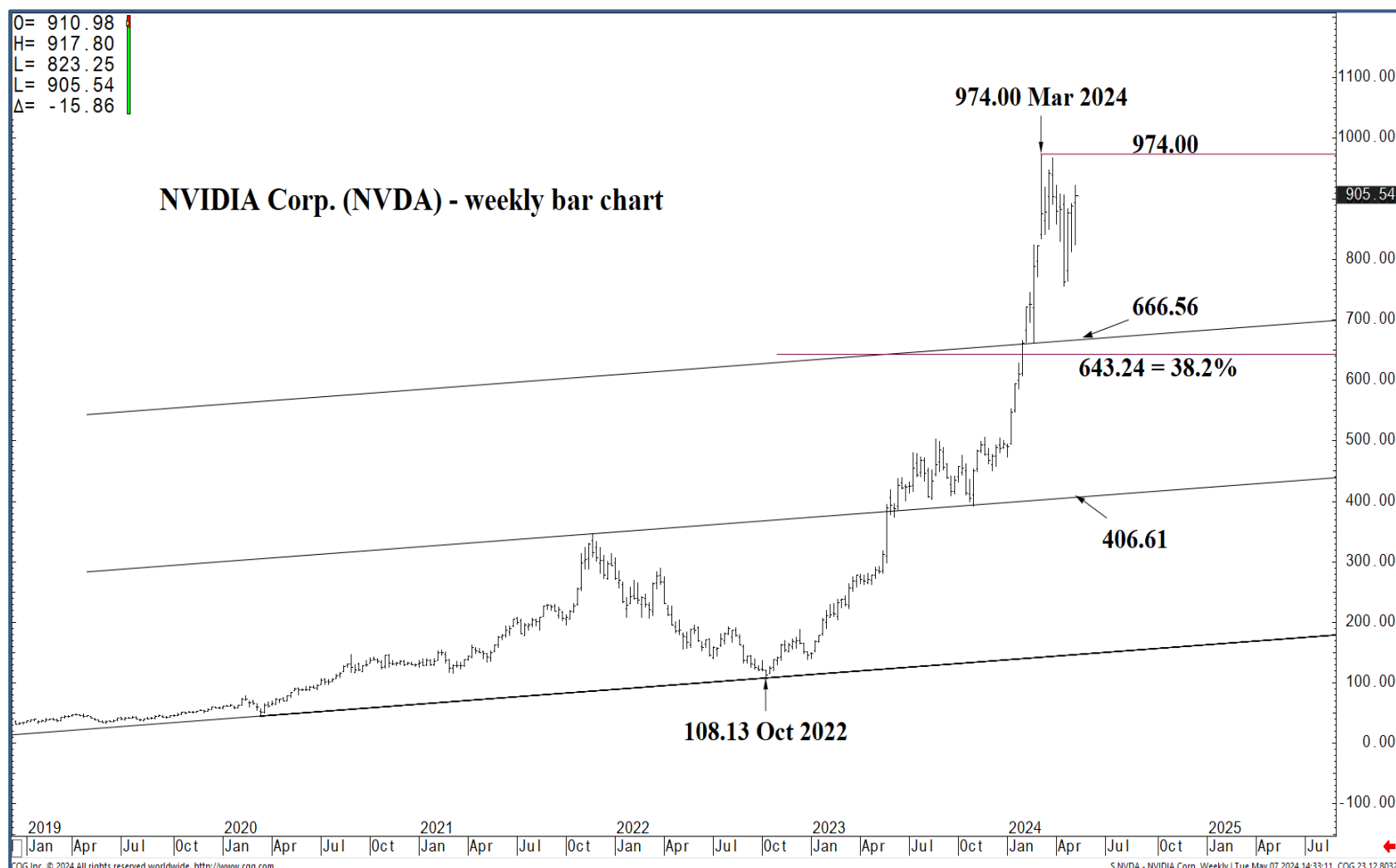
# WICKED STOCKS

DIRECTIONAL CLARITY FOR THE ACTIVE INVESTOR



## Support and Resistance

- 974.00** \* session containment
- 961.18 \* minor
- 950.02 \* minor
- 943.92** \* session containment
- 934.43 \* minor
- 922.20 \* minor
- 910.41 \* minor
- 890.55 \* minor
- 872.88** \*\*\* weekly containment UP
- 864.89 \* minor
- 850.37 \* minor
- 840.34** \*\*\* weekly containment DP
- 819.53 \* minor
- 808.30 \* minor
- 779.41 \* minor
- 762.00** \* session containment



### Support and Resistance

- 974.00 \* session containment**
- 961.18 \* minor
- 950.02 \* minor
- 943.92 \* session containment**
- 934.43 \* minor
- 922.20 \* minor
- 910.41 \* minor
- 890.55 \* minor
- 872.88 \*\*\* weekly containment UP**
- 864.89 \* minor
- 850.37 \* minor
- 840.34 \*\*\* weekly containment DP**
- 819.53 \* minor
- 808.30 \* minor
- 779.41 \* minor
- 762.00 \* session containment**



O= 910.98  
 H= 917.80  
 L= 823.25  
 L= 905.54  
 Δ= -15.86

# NVIDIA Corp. (NVDA) - daily bar chart



## Support and Resistance

- 974.00** \* session containment
- 961.18 \* minor
- 950.02 \* minor
- 943.92** \* session containment
- 934.43 \* minor
- 922.20 \* minor
- 910.41 \* minor
- 890.55 \* minor
- 890.11** \* horizontal red line
- 879.41 \* diagonal trendline
- 872.88** \*\*\* weekly containment UP
- 864.89 \* minor
- 850.37 \* minor
- 840.34** \*\*\* weekly containment DP
- 819.53 \* minor
- 808.30 \* minor
- 779.41 \* minor
- 779.41** \* diagonal trendline
- 72.00** \* session containment
- 666.08** \* horizontal line

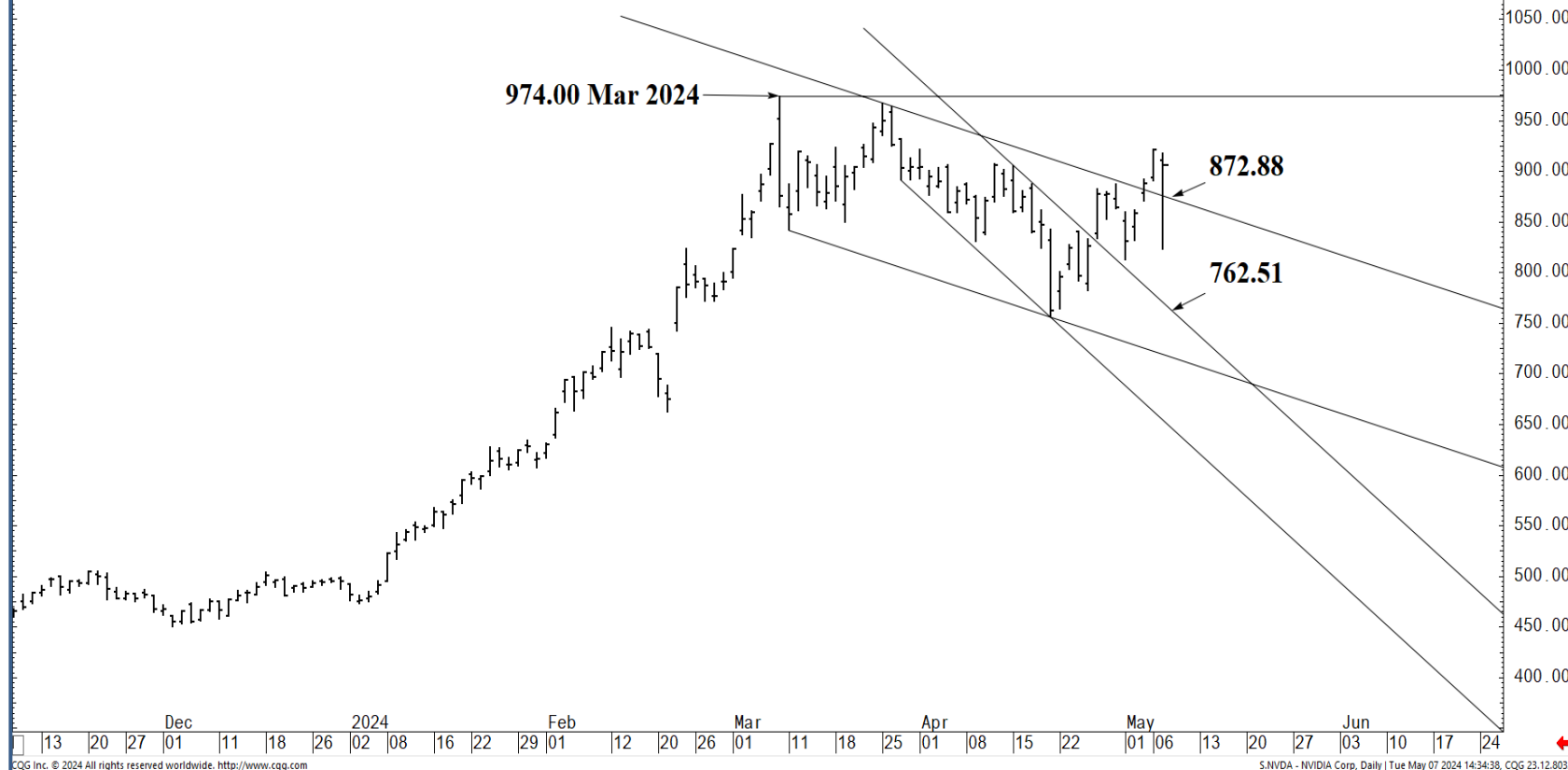
Nov 23 | Dec | Jan 24 | Feb | Mar | Apr | May | Jun | Jul

CGG Inc. © 2024 All rights reserved worldwide. <http://www.cgg.com> S:NVDA - NVIDIA Corp, Daily | Tue May 07 2024 14:33:36, CQG 23.12.8032



O= 910.98  
H= 917.80  
L= 823.25  
C= 905.54  
Δ= -15.86

### NVIDIA Corp. (NVDA) - daily bar chart



### Support and Resistance

- 974.00** \* session containment
- 961.18 \* minor
- 950.02 \* minor
- 943.92** \* session containment
- 934.43 \* minor
- 922.20 \* minor
- 910.41 \* minor
- 890.55 \* minor
- 872.88** \*\*\* weekly containment UP
- 864.89 \* minor
- 850.37 \* minor
- 840.34** \*\*\* weekly containment DP
- 819.53 \* minor
- 808.30 \* minor
- 779.41 \* minor
- 762.00** \* session containment

COG Inc. © 2024 All rights reserved worldwide. <http://www.cog.com> S.NVDA - NVIDIA Corp, Daily | Tue May 07 2024 14:34:38, COG 23.12.8032



O= 910.98  
 H= 917.80  
 L= 823.25  
 C= 905.54  
 Δ= -15.86

# NVIDIA Corp. (NVDA) - daily bar chart



## Support and Resistance

- 974.00** \* session containment
- 961.18 \* minor
- 950.02 \* minor
- 943.92** \* session containment
- 934.43 \* minor
- 922.20 \* minor
- 910.41 \* minor
- 890.55 \* minor
- 872.88** \*\*\* weekly containment UP
- 864.89 \* minor
- 850.37 \* minor
- 840.34** \*\*\* weekly containment DP
- 819.53 \* minor
- 808.30 \* minor
- 779.41 \* minor
- 762.00** \* session containment

Dec 13 20 27 01 11 18 26 2024 02 08 16 22 29 Feb 01 12 20 26 Mar 01 11 18 25 Apr 01 08 15 22 May 01 06 13 20 27 Jun 03 10 17 24

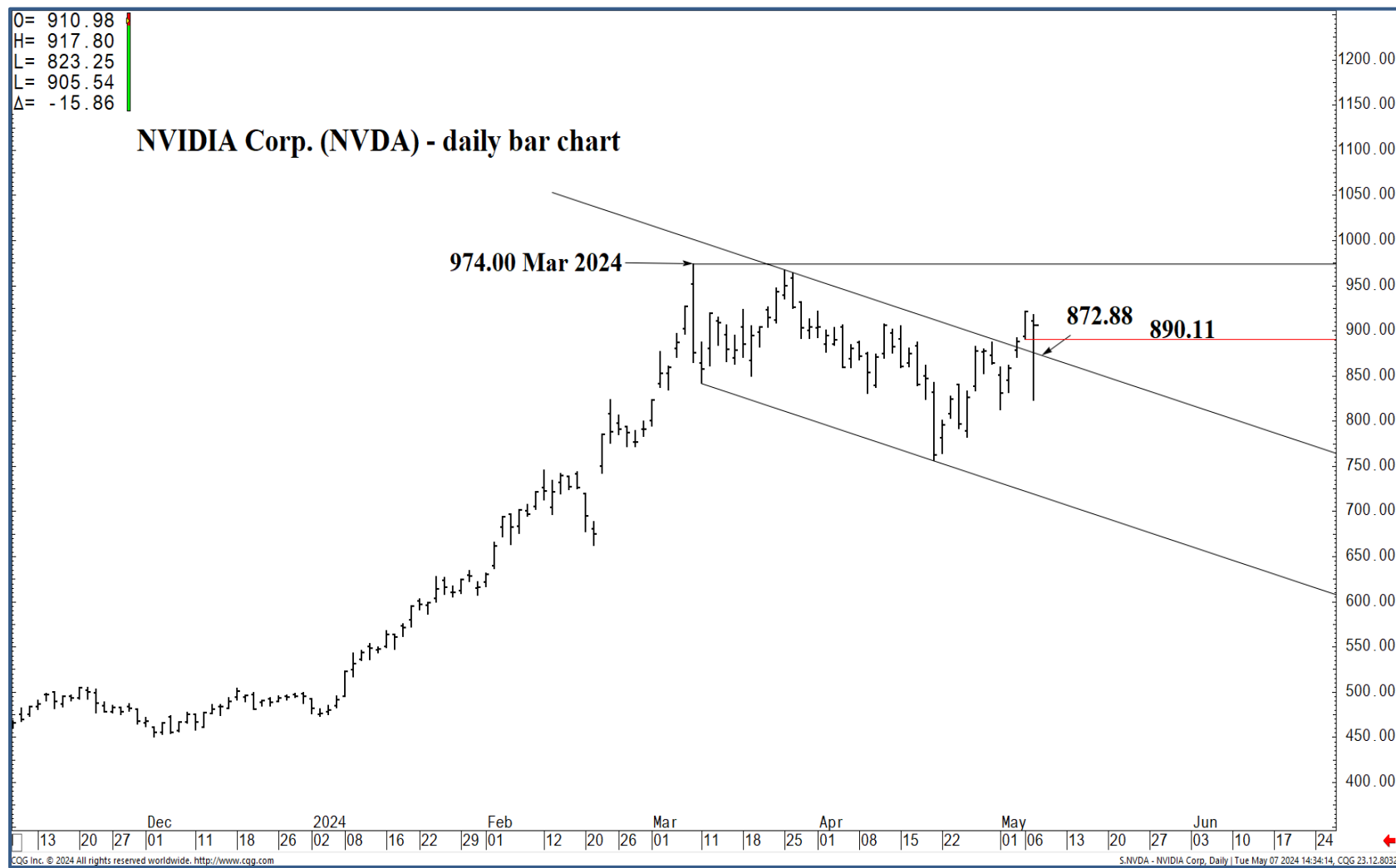
CGG Inc. © 2024 All rights reserved worldwide. <http://www.cgg.com>

S.NVDA - NVIDIA Corp. Daily | Tue May 07 2024 14:34:25, CQG 23.12.8032



O= 910.98  
 H= 917.80  
 L= 823.25  
 L= 905.54  
 Δ= -15.86

### NVIDIA Corp. (NVDA) - daily bar chart



### Support and Resistance

- 974.00** \* session containment
- 961.18 \* minor
- 950.02 \* minor
- 943.92** \* session containment
- 934.43 \* minor
- 922.20 \* minor
- 910.41 \* minor
- 890.55 \* minor
- 872.88** \*\*\* weekly containment UP
- 864.89 \* minor
- 850.37 \* minor
- 840.34** \*\*\* weekly containment DP
- 819.53 \* minor
- 808.30 \* minor
- 779.41 \* minor
- 762.00** \* session containment



O= 910.98  
 H= 917.80  
 L= 823.25  
 C= 905.54  
 Δ= -15.86

**NVIDIA Corp. (NVDA) - daily bar chart**



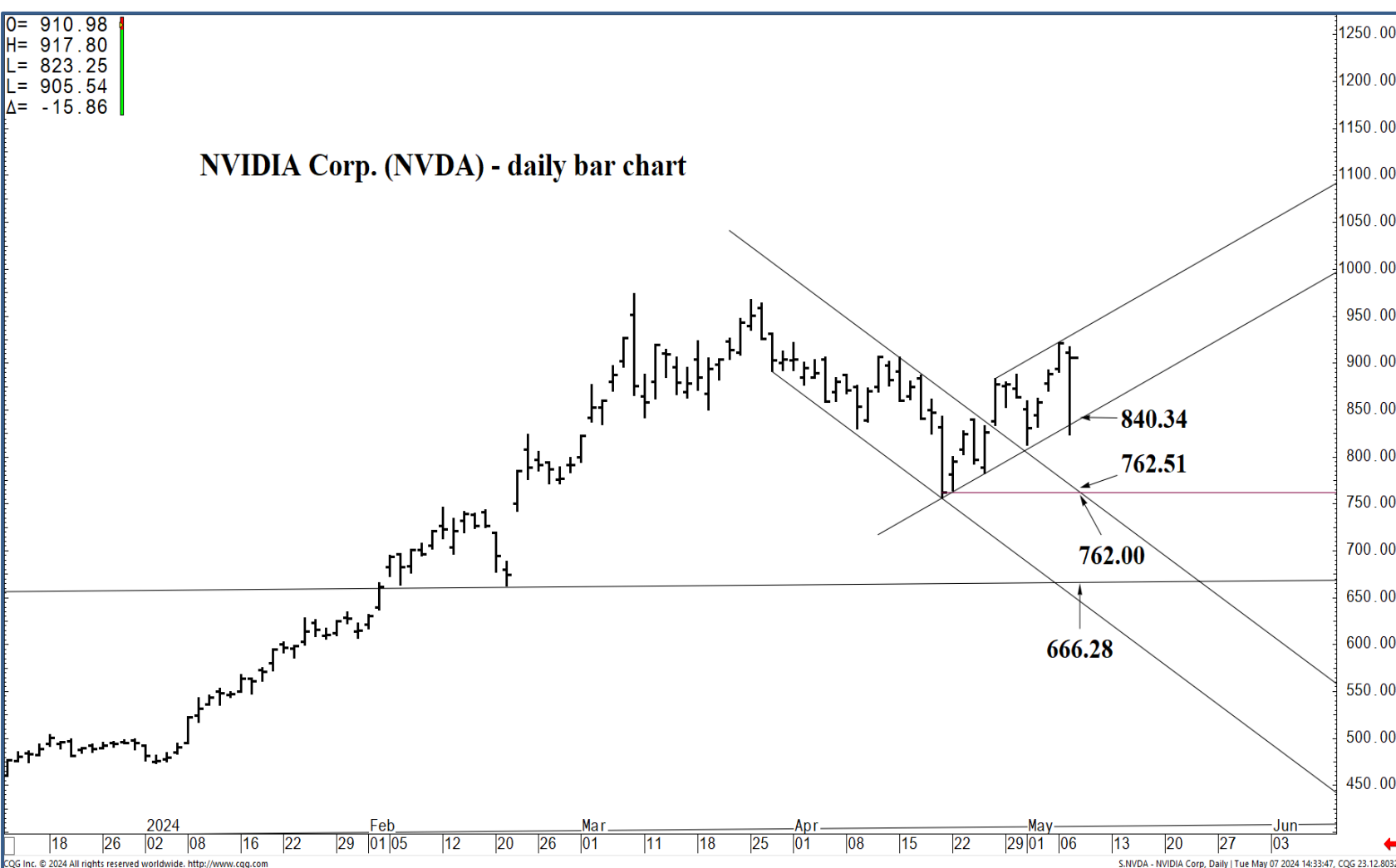
**Support and Resistance**

- 974.00** \* session containment
- 961.18 \* minor
- 950.02 \* minor
- 943.92** \* session containment
- 934.43 \* minor
- 922.20 \* minor
- 910.41 \* minor
- 890.55 \* minor
- 872.88** \*\*\* weekly containment UP
- 864.89 \* minor
- 850.37 \* minor
- 840.34** \*\*\* weekly containment DP
- 819.53 \* minor
- 808.30 \* minor
- 779.41 \* minor
- 762.00** \* session containment



O= 910.98  
 H= 917.80  
 L= 823.25  
 L= 905.54  
 Δ= -15.86

# NVIDIA Corp. (NVDA) - daily bar chart



## Support and Resistance

- 974.00** \* session containment
- 961.18 \* minor
- 950.02 \* minor
- 943.92** \* session containment
- 934.43 \* minor
- 922.20 \* minor
- 910.41 \* minor
- 890.55 \* minor
- 872.88** \*\*\* weekly containment UP
- 864.89 \* minor
- 850.37 \* minor
- 840.34** \*\*\* weekly containment DP
- 819.53 \* minor
- 808.30 \* minor
- 779.41 \* minor
- 762.00** \* session containment





O= 910.98  
 H= 917.80  
 L= 823.25  
 L= 905.54  
 Δ= -15.86

### NVIDIA Corp. (NVDA) - daily bar chart



### Support and Resistance

- 974.00** \* session containment
- 961.18 \* minor
- 950.02 \* minor
- 943.92** \* session containment
- 934.43 \* minor
- 922.20 \* minor
- 910.41 \* minor
- 890.55 \* minor
- 872.88** \*\*\* weekly containment UP
- 864.89 \* minor
- 850.37 \* minor
- 840.34** \*\*\* weekly containment DP
- 819.53 \* minor
- 808.30 \* minor
- 779.41 \* minor
- 762.00** \* session containment

CGG Inc. © 2024 All rights reserved worldwide. <http://www.cgg.com>

S:NVDA - NVIDIA Corp, Daily | Tue May 07 2024 14:34:03, CGG 23.12.8032

