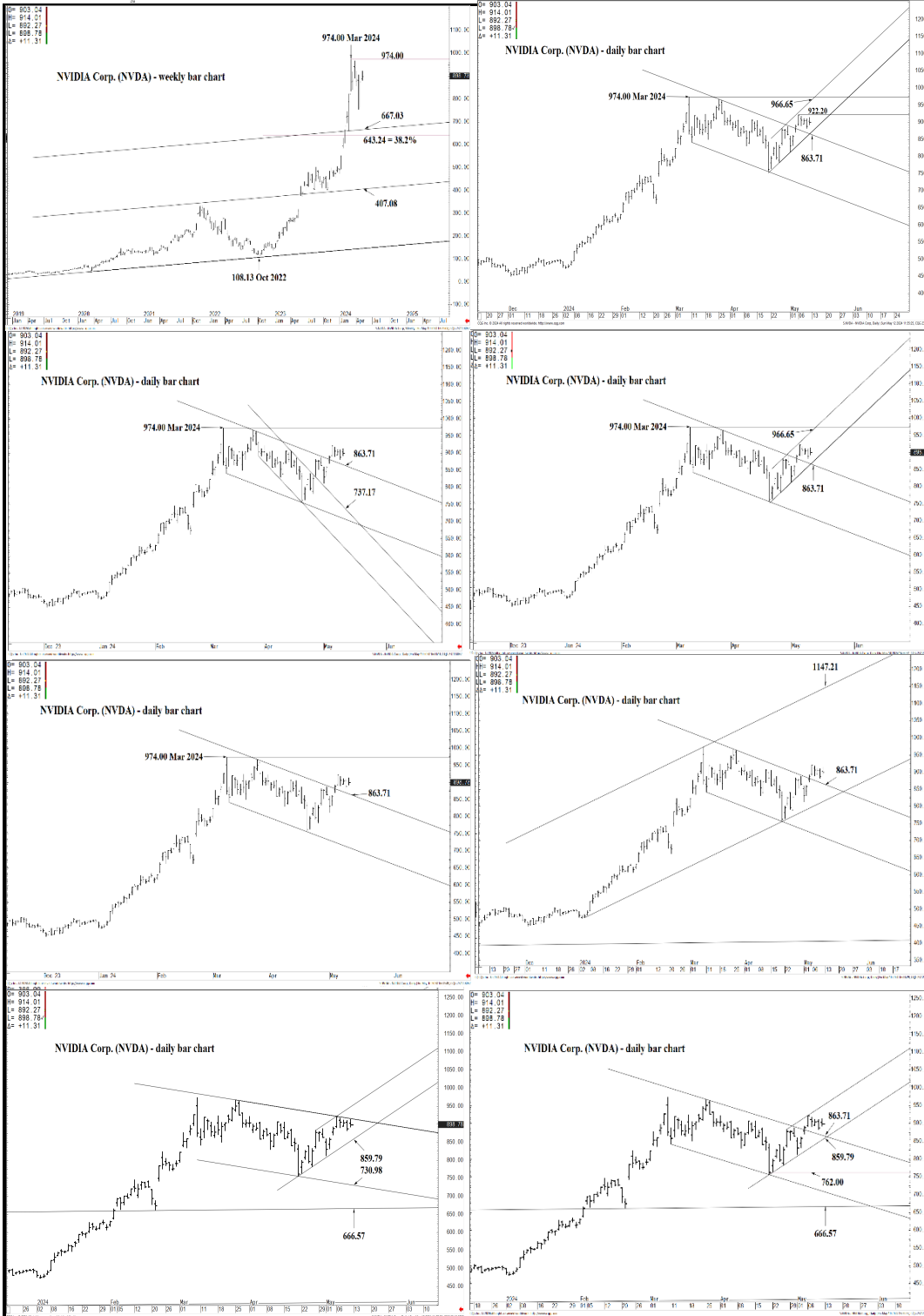




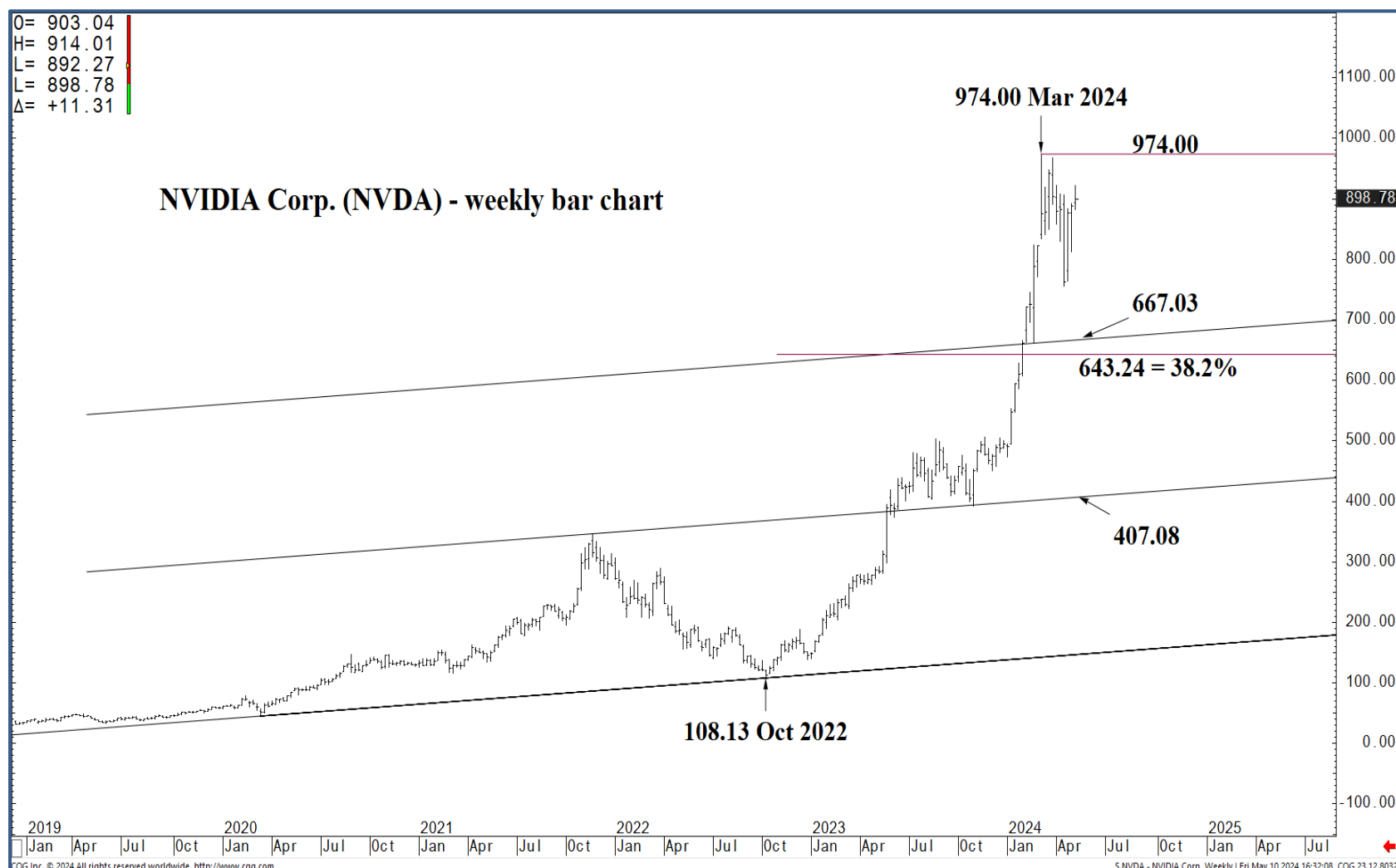
# WICKED STOCKS

DIRECTIONAL CLARITY FOR THE ACTIVE INVESTOR



## Support and Resistance

- 974.00** \* session containment
- 966.65** \* session containment
- 950.02 \* minor
- 934.43 \* minor
- 922.20 \* intra-day containment
- 902.70 \* minor
- 890.11 \* minor
- 878.22 \* minor
- 863.71** \*\*\* weekly containment UP
- 859.79** \*\*\* weekly containment DP
- 839.13 \* minor
- 819.53 \* intra-day containment
- 808.30 \* minor
- 779.41 \* minor
- 762.00** \* session containment



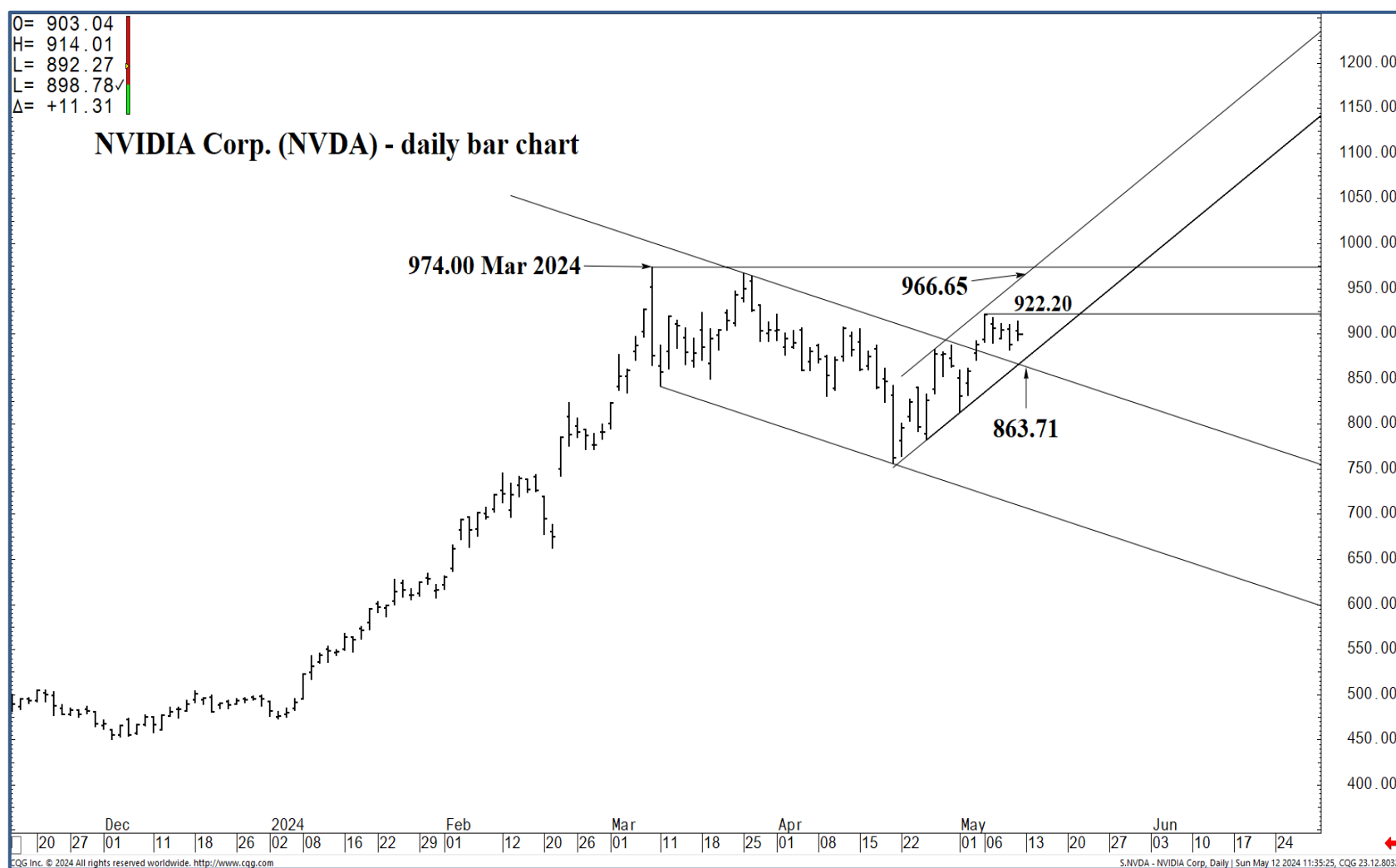
### Support and Resistance

- 974.00 \* session containment
- 966.65 \* session containment
- 950.02 \* minor
- 934.43 \* minor
- 922.20 \* intra-day containment
- 902.70 \* minor
- 890.11 \* minor
- 878.22 \* minor
- 863.71 \*\*\* weekly containment UP
- 859.79 \*\*\* weekly containment DP
- 839.13 \* minor
- 819.53 \* intra-day containment
- 808.30 \* minor
- 779.41 \* minor
- 762.00 \* session containment



O= 903.04  
 H= 914.01  
 L= 892.27  
 L= 898.78✓  
 Δ= +11.31

### NVIDIA Corp. (NVDA) - daily bar chart



### Support and Resistance

- 974.00** \* session containment
- 966.65** \* session containment
- 950.02 \* minor
- 934.43 \* minor
- 922.20 \* intra-day containment
- 902.70 \* minor
- 890.11 \* minor
- 878.22 \* minor
- 863.71** \*\*\* weekly containment UP
- 859.79** \*\*\* weekly containment DP
- 839.13 \* minor
- 819.53 \* intra-day containment
- 808.30 \* minor
- 779.41 \* minor
- 762.00** \* session containment

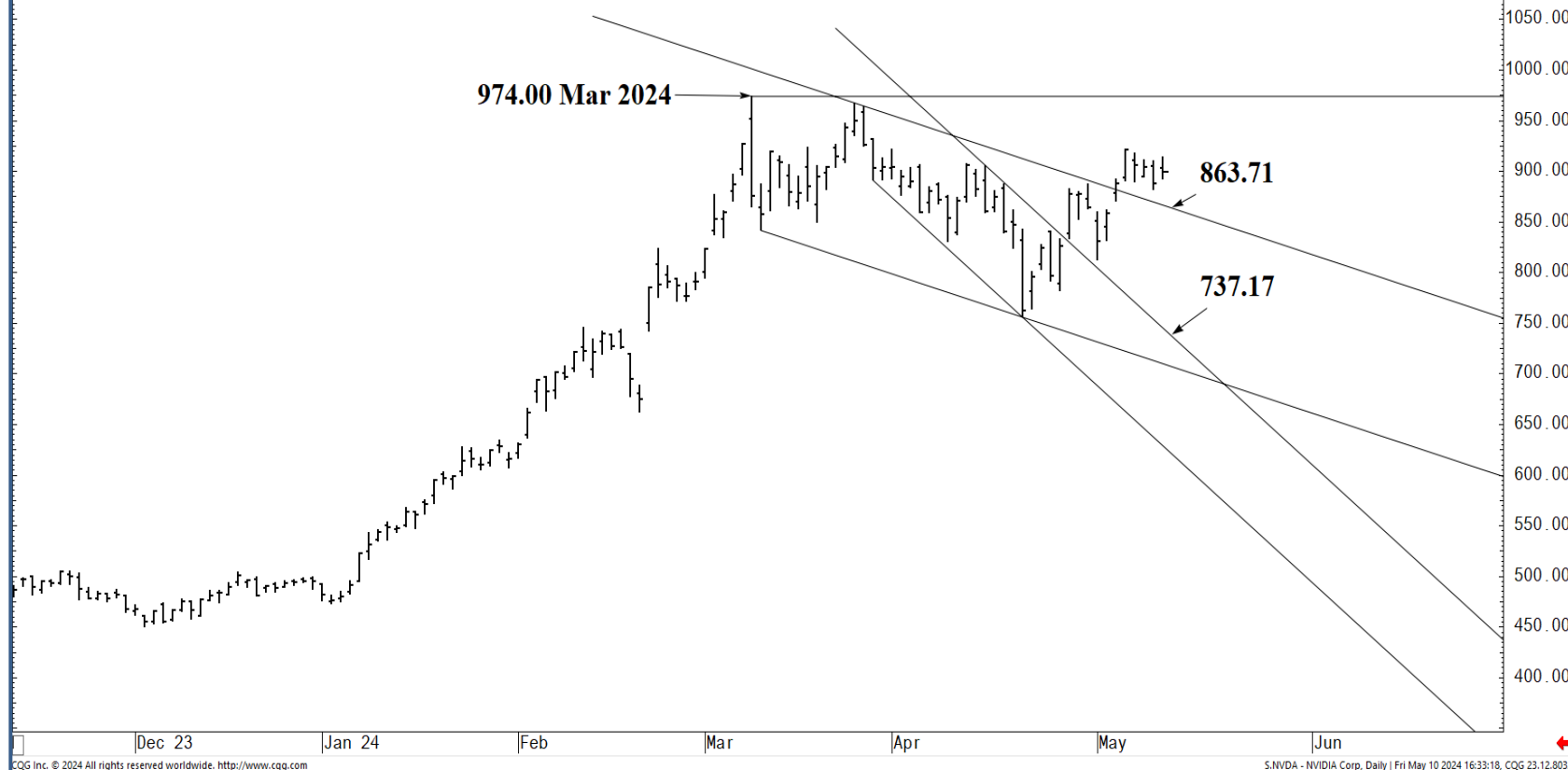
Dec 20 27 01 11 18 26 2024 02 08 16 22 29 Feb 01 12 20 26 Mar 01 11 18 25 Apr 01 08 15 22 May 01 06 13 20 27 Jun 03 10 17 24

CGG Inc. © 2024 All rights reserved worldwide. <http://www.cgg.com> S.NVDA - NVIDIA Corp, Daily | Sun May 12 2024 11:35:25, CQG 23.12.8032



O= 903.04  
 H= 914.01  
 L= 892.27  
 C= 898.78  
 Δ= +11.31

## NVIDIA Corp. (NVDA) - daily bar chart



### Support and Resistance

**974.00** \* session containment  
**966.65** \* session containment

950.02 \* minor  
 934.43 \* minor  
 922.20 \* intra-day containment  
 902.70 \* minor  
 890.11 \* minor  
 878.22 \* minor

**863.71** \*\*\* weekly containment UP  
**859.79** \*\*\* weekly containment DP

839.13 \* minor  
 819.53 \* intra-day containment  
 808.30 \* minor  
 779.41 \* minor

**762.00** \* session containment



O= 903.04  
 H= 914.01  
 L= 892.27  
 L= 898.78  
 Δ= +11.31

# NVIDIA Corp. (NVDA) - daily bar chart



## Support and Resistance

- 974.00** \* session containment
- 966.65** \* session containment
- 950.02 \* minor
- 934.43 \* minor
- 922.20 \* intra-day containment
- 902.70 \* minor
- 890.11 \* minor
- 878.22 \* minor
- 863.71** \*\*\* weekly containment UP
- 859.79** \*\*\* weekly containment DP
- 839.13 \* minor
- 819.53 \* intra-day containment
- 808.30 \* minor
- 779.41 \* minor
- 762.00** \* session containment

Dec 23 | Jan 24 | Feb | Mar | Apr | May | Jun

CGG Inc. © 2024 All rights reserved worldwide. <http://www.cgg.com> S.NVDA - NVIDIA Corp. Daily | Fri May 10 2024 16:33:51, CQG 23.12.8032



O= 903.04  
 H= 914.01  
 L= 892.27  
 L= 898.78  
 Δ= +11.31

### NVIDIA Corp. (NVDA) - daily bar chart



### Support and Resistance

- 974.00** \* session containment
- 966.65** \* session containment
- 950.02 \* minor
- 934.43 \* minor
- 922.20 \* intra-day containment
- 902.70 \* minor
- 890.11 \* minor
- 878.22 \* minor
- 863.71** \*\*\* weekly containment UP
- 859.79** \*\*\* weekly containment DP
- 839.13 \* minor
- 819.53 \* intra-day containment
- 808.30 \* minor
- 779.41 \* minor
- 762.00** \* session containment





### Support and Resistance

- 974.00** \* session containment
- 966.65** \* session containment
- 950.02 \* minor
- 934.43 \* minor
- 922.20 \* intra-day containment
- 902.70 \* minor
- 890.11 \* minor
- 878.22 \* minor
- 863.71** \*\*\* weekly containment UP
- 859.79** \*\*\* weekly containment DP
- 839.13 \* minor
- 819.53 \* intra-day containment
- 808.30 \* minor
- 779.41 \* minor
- 762.00** \* session containment



O= 903.04  
H= 914.01  
L= 892.27  
L= 898.78 ✓  
Δ= +11.31

### NVIDIA Corp. (NVDA) - daily bar chart



### Support and Resistance

- 974.00** \* session containment
- 966.65** \* session containment
- 950.02 \* minor
- 934.43 \* minor
- 922.20 \* intra-day containment
- 902.70 \* minor
- 890.11 \* minor
- 878.22 \* minor
- 863.71** \*\*\* weekly containment UP
- 859.79** \*\*\* weekly containment DP
- 839.13 \* minor
- 819.53 \* intra-day containment
- 808.30 \* minor
- 779.41 \* minor
- 762.00** \* session containment

2024      Feb      Mar      Apr      May      Jun  
| 26 | 02 | 08 | 16 | 22 | 29 | 01 | 05 | 12 | 20 | 26 | 01 | 11 | 18 | 25 | 01 | 08 | 15 | 22 | 29 | 01 | 06 | 13 | 20 | 27 | 03 | 10

CGI Inc. © 2024 All rights reserved worldwide. <http://www.cgi.com>

S.NVDA - NVIDIA Corp, Daily | Sun May 12 2024 11:37:29, CQG 23.12.8032





O= 903.04  
 H= 914.01  
 L= 892.27  
 L= 898.78  
 Δ= +11.31

### NVIDIA Corp. (NVDA) - daily bar chart



### Support and Resistance

- 974.00** \* session containment
- 966.65** \* session containment
- 950.02 \* minor
- 934.43 \* minor
- 922.20 \* intra-day containment
- 902.70 \* minor
- 890.11 \* minor
- 878.22 \* minor
- 863.71** \*\*\* weekly containment UP
- 859.79** \*\*\* weekly containment DP
- 839.13 \* minor
- 819.53 \* intra-day containment
- 808.30 \* minor
- 779.41 \* minor
- 762.00** \* session containment

