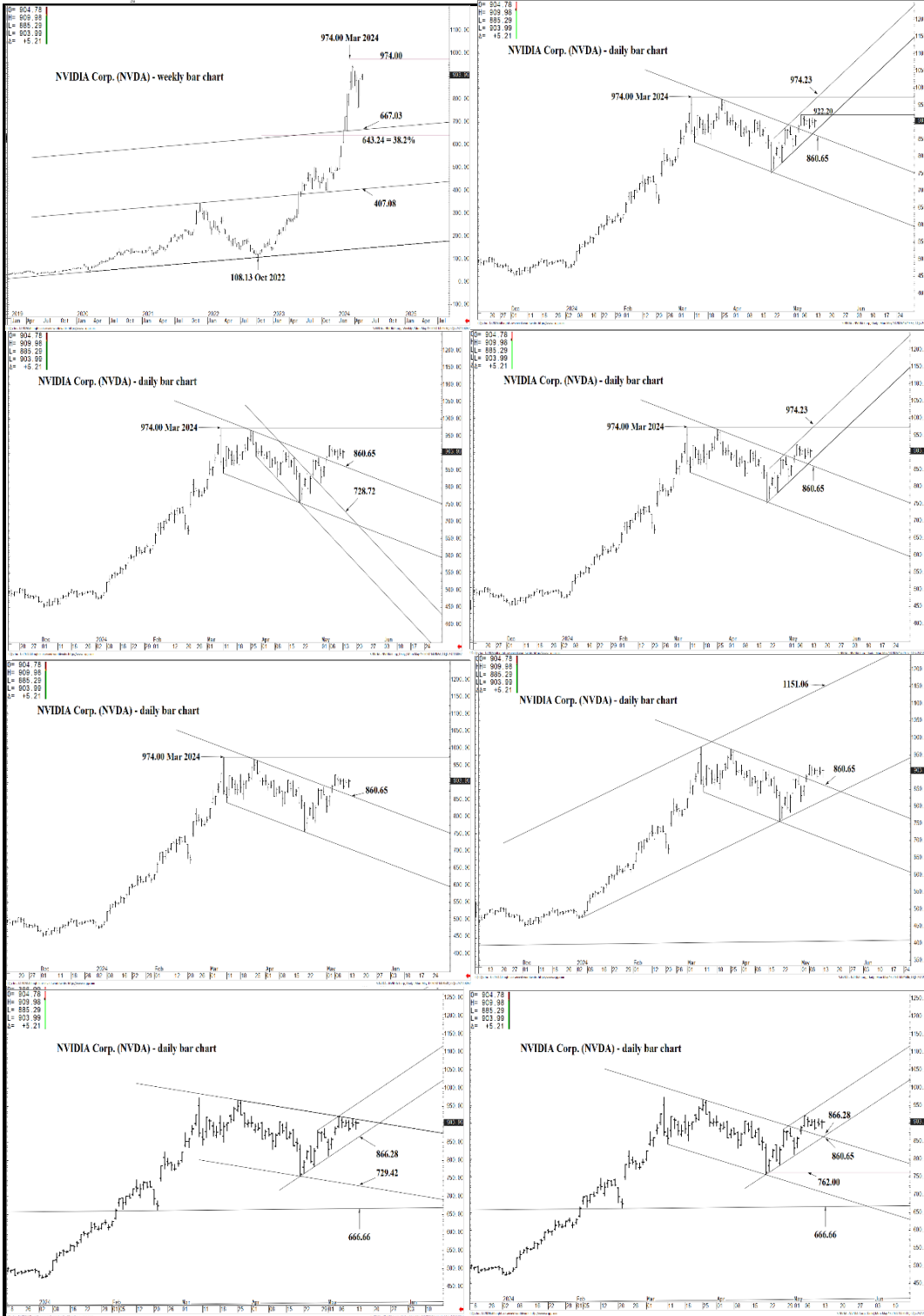




# WICKED STOCKS

DIRECTIONAL CLARITY FOR THE ACTIVE INVESTOR



## Support and Resistance

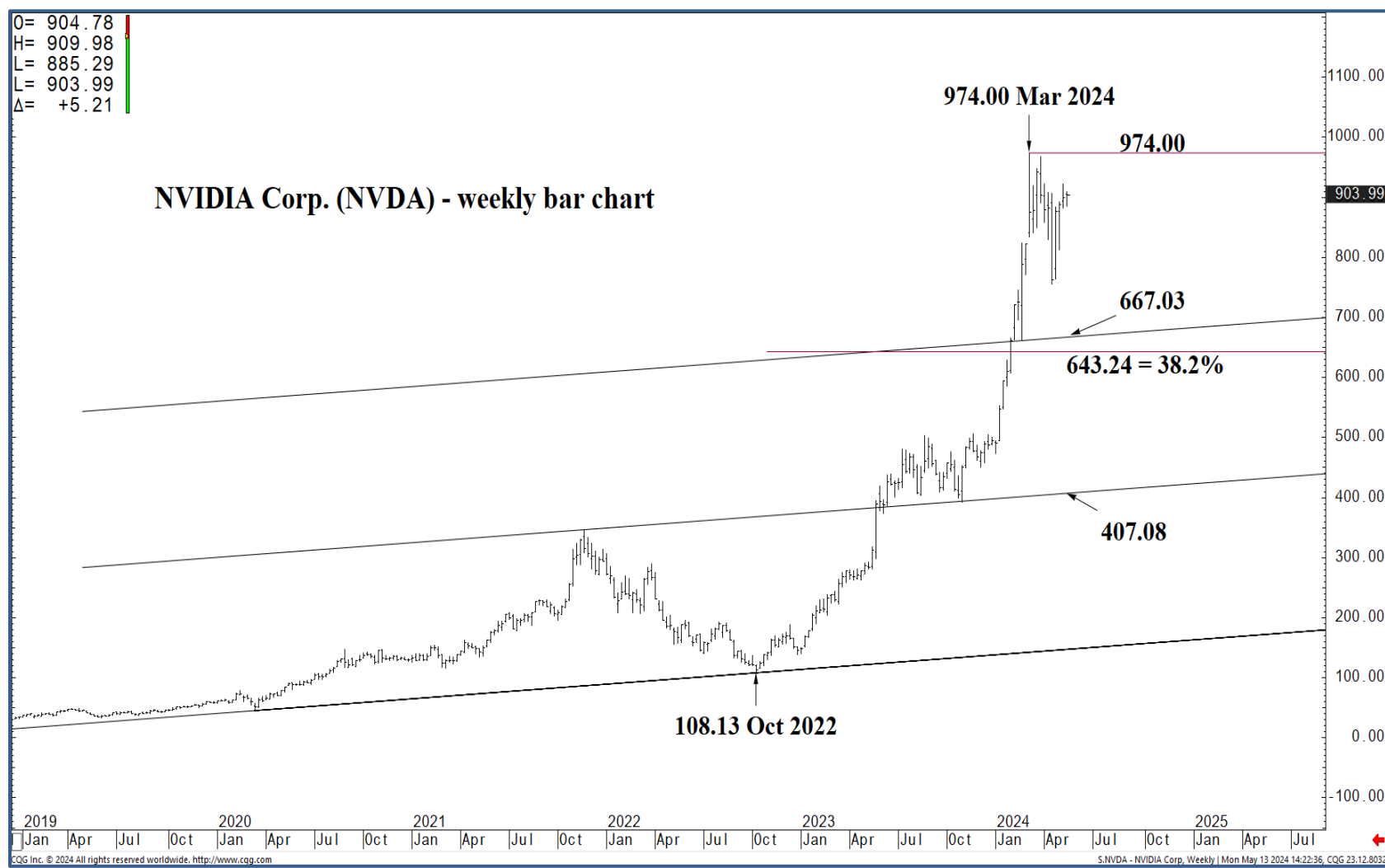
- 974.23** \* session containment UP
- 963.75 \* minor
- 950.02 \* minor
- 934.43 \* minor
- 922.20 \* intra-day containment
- 916.99 \* minor
- 892.27 \* minor
- 887.47 \* minor
- 876.17 \* minor
- 866.28** \*\*\* weekly containment UP
- 860.65** \*\*\* weekly containment DP
- 839.13 \* minor
- 819.53 \* intra-day containment
- 808.30 \* minor
- 779.41 \* minor
- 762.00** \* session containment

O= 904.78  
 H= 909.98  
 L= 885.29  
 L= 903.99  
 Δ= +5.21

### Support and Resistance

- 974.23** \* session containment UP
- 963.75 \* minor
- 950.02 \* minor
- 934.43 \* minor
- 922.20 \* intra-day containment
- 916.99 \* minor
- 892.27 \* minor
- 887.47 \* minor
- 876.17 \* minor
- 866.28** \*\*\* weekly containment UP
- 860.65** \*\*\* weekly containment DP
- 839.13 \* minor
- 819.53 \* intra-day containment
- 808.30 \* minor
- 779.41 \* minor
- 762.00** \* session containment

## NVIDIA Corp. (NVDA) - weekly bar chart



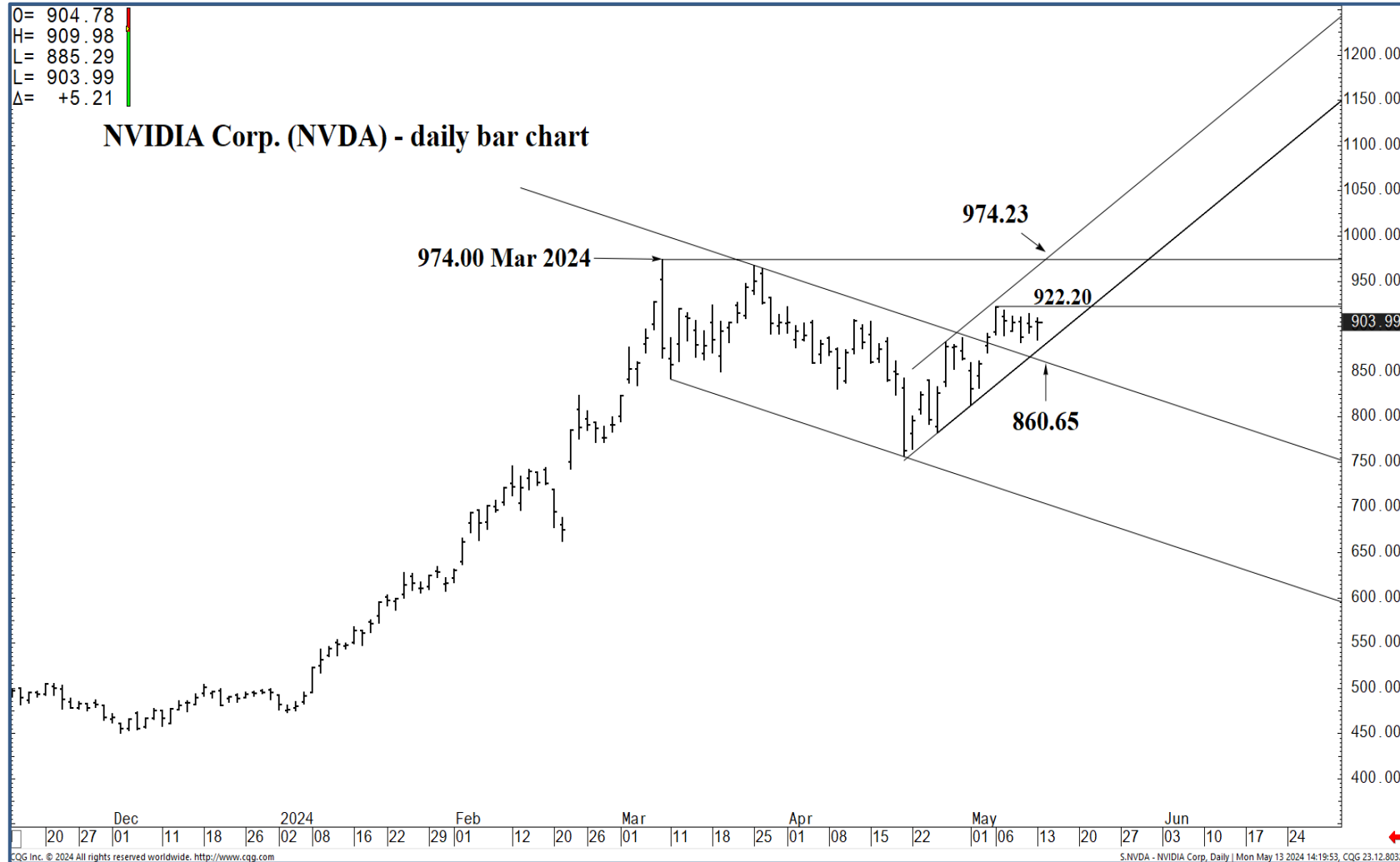
2019 Jan Apr Jul Oct 2020 Jan Apr Jul Oct 2021 Jan Apr Jul Oct 2022 Jan Apr Jul Oct 2023 Jan Apr Jul Oct 2024 Jan Apr Jul Oct 2025 Jan Apr Jul

CGG Inc. © 2024 All rights reserved worldwide. <http://www.cgg.com> S.NVDA - NVIDIA Corp, Weekly | Mon May 13 2024 14:22:36, CQG 23.12.8032



O= 904.78  
 H= 909.98  
 L= 885.29  
 L= 903.99  
 Δ= +5.21

## NVIDIA Corp. (NVDA) - daily bar chart



### Support and Resistance

**974.23 \* session containment UP**

- 963.75 \* minor
- 950.02 \* minor
- 934.43 \* minor
- 922.20 \* intra-day containment
- 916.99 \* minor
- 892.27 \* minor
- 887.47 \* minor
- 876.17 \* minor

**866.28 \*\*\* weekly containment UP**

**860.65 \*\*\* weekly containment DP**

- 839.13 \* minor
- 819.53 \* intra-day containment
- 808.30 \* minor
- 779.41 \* minor

**762.00 \* session containment**

Dec 20 27 01 11 18 26 2024 02 08 16 22 29 Feb 01 12 20 26 Mar 01 11 18 25 Apr 01 08 15 22 May 01 06 13 20 27 Jun 03 10 17 24

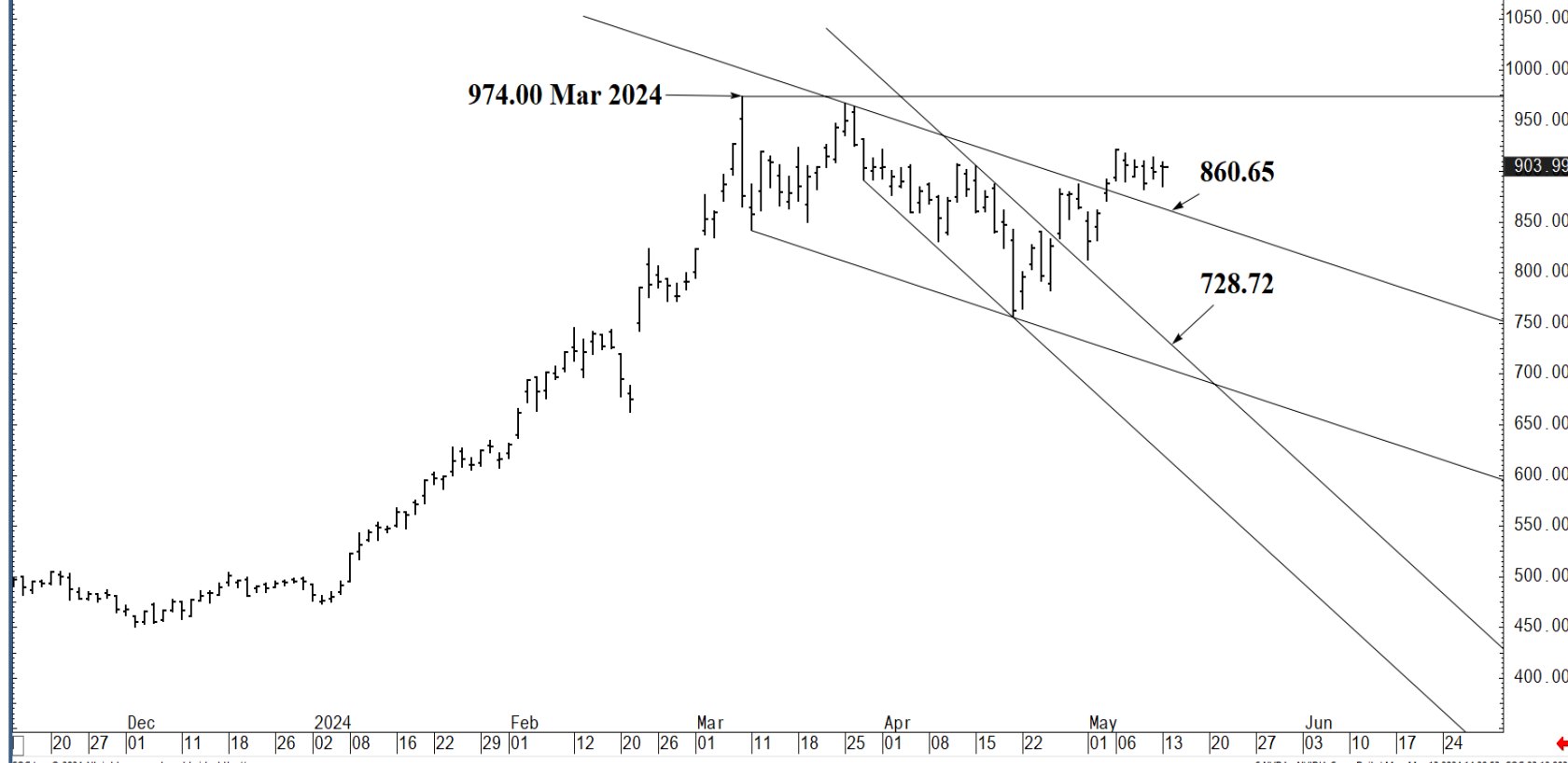
CGG Inc. © 2024 All rights reserved worldwide. <http://www.cgg.com> S.NVDA - NVIDIA Corp, Daily | Mon May 13 2024 14:19:53, CQG 23.12.8032



WICKED STOCKS

O= 904.78  
 H= 909.98  
 L= 885.29  
 C= 903.99  
 Δ= +5.21

## NVIDIA Corp. (NVDA) - daily bar chart



### Support and Resistance

**974.23 \* session containment UP**

- 963.75 \* minor
- 950.02 \* minor
- 934.43 \* minor
- 922.20 \* intra-day containment
- 916.99 \* minor
- 892.27 \* minor
- 887.47 \* minor
- 876.17 \* minor

**866.28 \*\*\* weekly containment UP**  
**860.65 \*\*\* weekly containment DP**

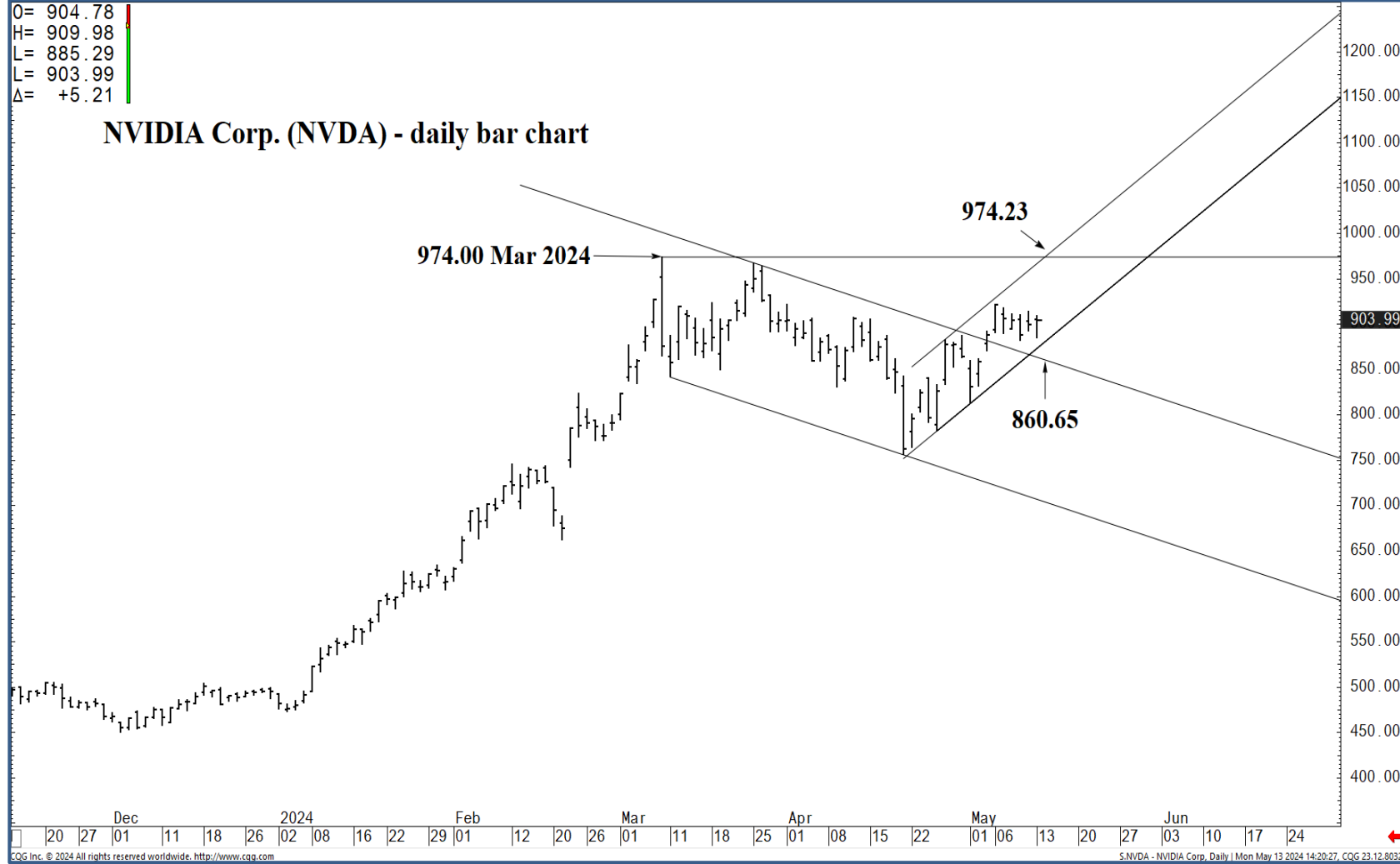
- 839.13 \* minor
- 819.53 \* intra-day containment
- 808.30 \* minor
- 779.41 \* minor

**762.00 \* session containment**



O= 904.78  
 H= 909.98  
 L= 885.29  
 C= 903.99  
 Δ= +5.21

# NVIDIA Corp. (NVDA) - daily bar chart



## Support and Resistance

- 974.23** \* session containment UP
- 963.75 \* minor
- 950.02 \* minor
- 934.43 \* minor
- 922.20 \* intra-day containment
- 916.99 \* minor
- 892.27 \* minor
- 887.47 \* minor
- 876.17 \* minor
- 903.99**
- 866.28** \*\*\* weekly containment UP
- 860.65** \*\*\* weekly containment DP
- 839.13 \* minor
- 819.53 \* intra-day containment
- 808.30 \* minor
- 779.41 \* minor
- 762.00** \* session containment

Dec 20 27 01 11 18 26 2024 02 08 16 22 29 Feb 01 12 20 26 Mar 01 11 18 25 Apr 01 08 15 22 May 01 06 13 20 27 Jun 03 10 17 24

CGG Inc. © 2024 All rights reserved worldwide. <http://www.cgg.com> S.NVDA - NVIDIA Corp. Daily | Mon May 13 2024 14:20:27, CQG 23.12.8032



O= 904.78  
 H= 909.98  
 L= 885.29  
 L= 903.99  
 Δ= +5.21

## NVIDIA Corp. (NVDA) - daily bar chart



### Support and Resistance

- 974.23 \* session containment UP**
- 963.75 \* minor
- 950.02 \* minor
- 934.43 \* minor
- 922.20 \* intra-day containment
- 916.99 \* minor
- 892.27 \* minor
- 887.47 \* minor
- 876.17 \* minor
- 903.99**
- 866.28 \*\*\* weekly containment UP**
- 860.65 \*\*\* weekly containment DP**
- 839.13 \* minor
- 819.53 \* intra-day containment
- 808.30 \* minor
- 779.41 \* minor
- 762.00 \* session containment**

Dec 20 27 01 11 18 26 2024 02 08 16 22 29 Feb 01 12 20 26 Mar 01 11 18 25 Apr 01 08 15 22 May 01 06 13 20 27 Jun 03 10 17 24

CGG Inc. © 2024 All rights reserved worldwide. <http://www.cgg.com>

S:NVDA - NVIDIA Corp, Daily | Mon May 13 2024 14:20:41, CQG 23.12.8032



O= 904.78  
 H= 909.98  
 L= 885.29  
 L= 903.99  
 Δ= +5.21

**NVIDIA Corp. (NVDA) - daily bar chart**



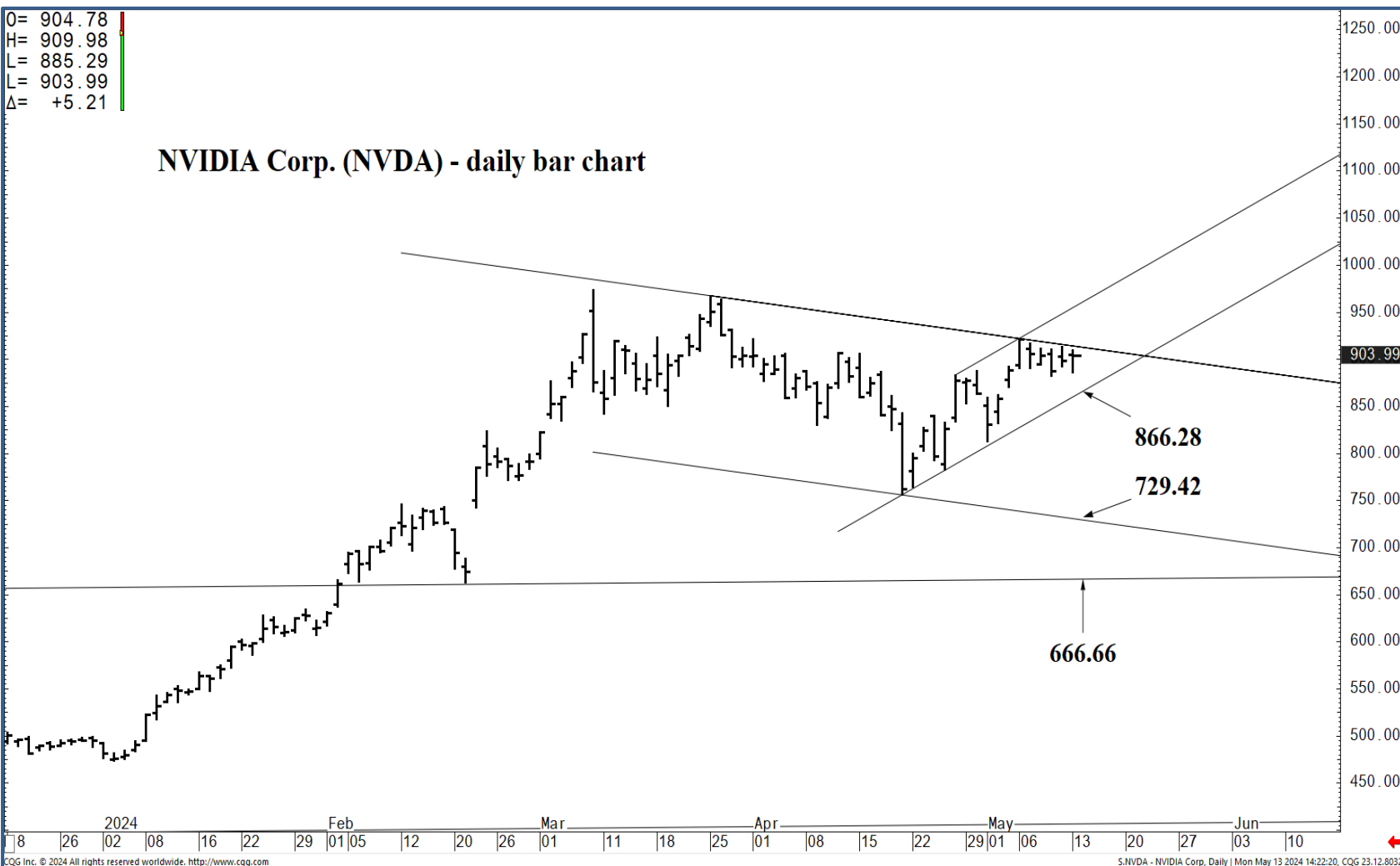
**Support and Resistance**

- 974.23 \* session containment UP**
- 963.75 \* minor
- 950.02 \* minor
- 934.43 \* minor
- 922.20 \* intra-day containment
- 916.99 \* minor
- 892.27 \* minor
- 887.47 \* minor
- 876.17 \* minor
- 866.28 \*\*\* weekly containment UP**
- 860.65 \*\*\* weekly containment DP**
- 839.13 \* minor
- 819.53 \* intra-day containment
- 808.30 \* minor
- 779.41 \* minor
- 762.00 \* session containment**



O= 904.78  
 H= 909.98  
 L= 885.29  
 C= 903.99  
 Δ= +5.21

## NVIDIA Corp. (NVDA) - daily bar chart



### Support and Resistance

**974.23 \* session containment UP**

- 963.75 \* minor
- 950.02 \* minor
- 934.43 \* minor
- 922.20 \* intra-day containment
- 916.99 \* minor
- 892.27 \* minor
- 887.47 \* minor
- 876.17 \* minor

**866.28 \*\*\* weekly containment UP**

**860.65 \*\*\* weekly containment DP**

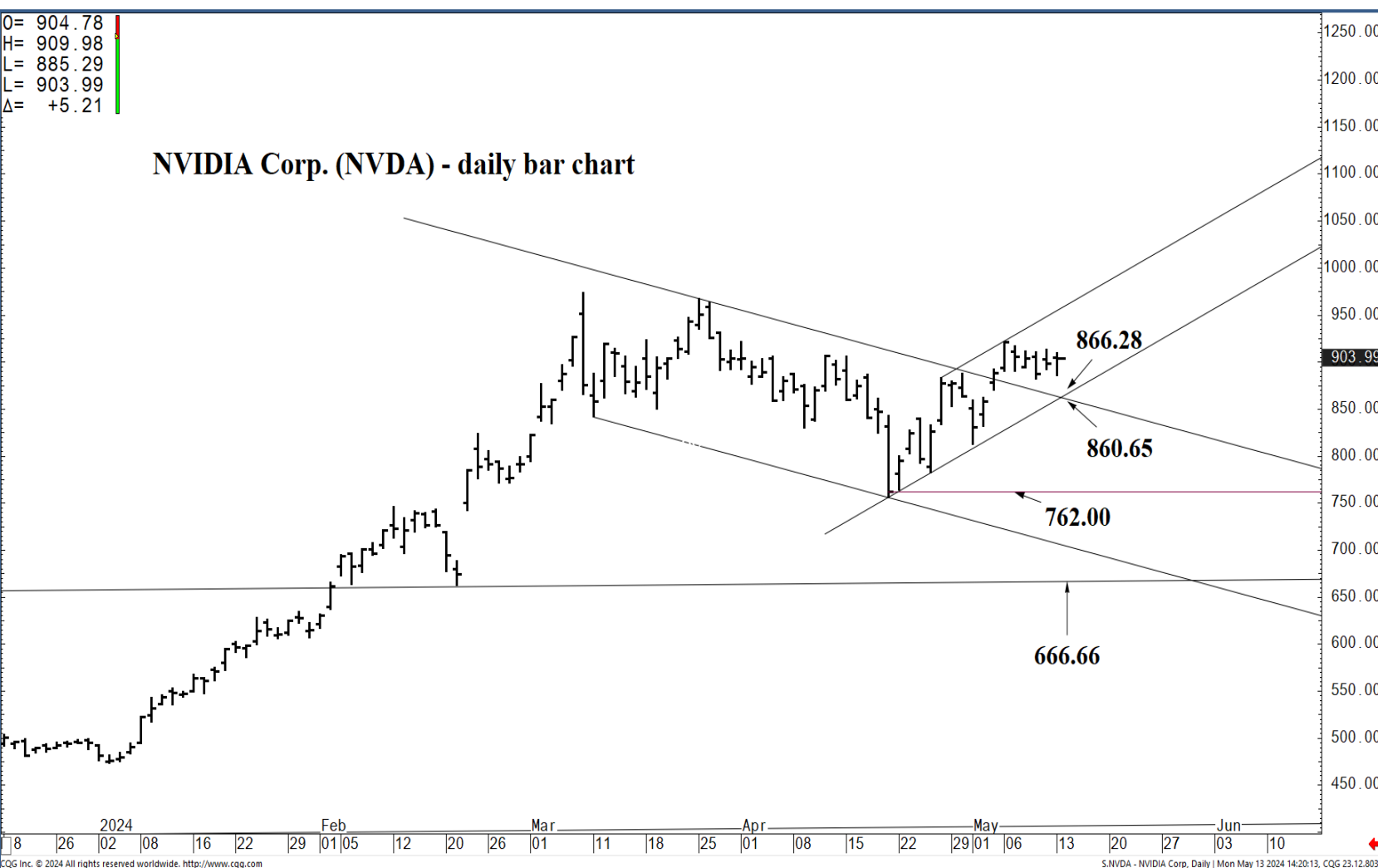
- 839.13 \* minor
- 819.53 \* intra-day containment
- 808.30 \* minor
- 779.41 \* minor

**762.00 \* session containment**



O= 904.78  
 H= 909.98  
 L= 885.29  
 C= 903.99  
 Δ= +5.21

### NVIDIA Corp. (NVDA) - daily bar chart



### Support and Resistance

- 974.23** \* session containment UP
- 963.75 \* minor
- 950.02 \* minor
- 934.43 \* minor
- 922.20 \* intra-day containment
- 916.99 \* minor
- 892.27 \* minor
- 887.47 \* minor
- 876.17 \* minor
- 866.28** \*\*\* weekly containment UP
- 860.65** \*\*\* weekly containment DP
- 839.13 \* minor
- 819.53 \* intra-day containment
- 808.30 \* minor
- 779.41 \* minor
- 762.00** \* session containment

