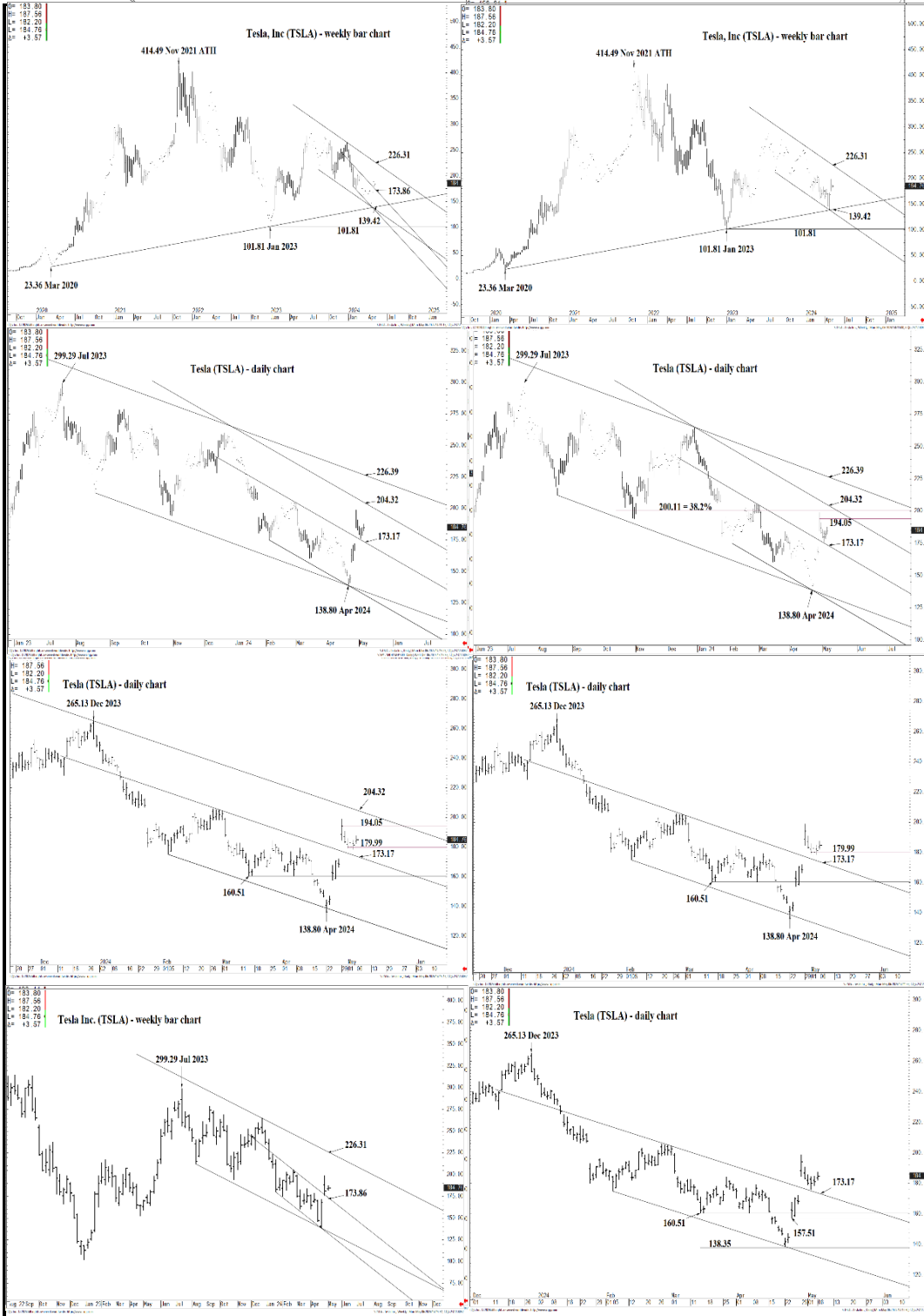




# WICKED STOCKS

DIRECTIONAL CLARITY FOR THE ACTIVE INVESTOR



## Support and Resistance

- 204.32 \*\*\* weekly containment**
- 202.64 \* minor
- 200.11 \* intra-day containment
- 197.10 \* minor
- 194.05 \* session containment**
- 190.04 \* minor
- 187.31 \* minor
- 184.60 \* minor
- 181.75 \* minor
- 179.99 \* intra-day containment
- 176.02 \* minor
- 173.86 \*\*\*\* multi-week contain**
- 173.17 \*\*\*\* multi-wk contain UP**
- 170.69 \* minor
- 168.84 \* intra-day containment
- 164.40 \* minor
- 162.75 \* minor
- 160.51 \* session containment**
- 157.51 \* session containment DP**



O= 183.80  
 H= 187.56  
 L= 182.20  
 L= 184.76  
 Δ= +3.57

### Tesla, Inc (TSLA) - weekly bar chart



### Support and Resistance

- 204.32 \*\*\* weekly containment**
- 202.64 \* minor
- 200.11 \* intra-day containment
- 197.10 \* minor
- 194.05 \* session containment**
- 190.04 \* minor
- 187.31 \* minor
- 184.60 \* minor
- 181.75 \* minor
- 179.99 \* intra-day containment
- 176.02 \* minor
- 173.86 \*\*\*\* multi-week contain**
- 173.17 \*\*\*\* multi-wk contain UP**
- 170.69 \* minor
- 168.84 \* intra-day containment
- 164.40 \* minor
- 162.75 \* minor
- 160.51 \* session containment**
- 157.51 \* session containment DP**





### Support and Resistance

- 204.32 \*\*\* weekly containment**
- 202.64 \* minor
- 200.11 \* intra-day containment
- 197.10 \* minor
- 194.05 \* session containment**
- 190.04 \* minor
- 187.31 \* minor
- 184.60 \* minor
- 181.75 \* minor
- 179.99 \* intra-day containment
- 176.02 \* minor
- 173.86 \*\*\*\* multi-week contain**
- 173.17 \*\*\*\* multi-wk contain UP**
- 170.69 \* minor
- 168.84 \* intra-day containment
- 164.40 \* minor
- 162.75 \* minor
- 160.51 \* session containment**
- 157.51 \* session containment DP**



O= 183.80  
 H= 187.56  
 L= 182.20  
 L= 184.76  
 Δ= +3.57

299.29 Jul 2023

### Tesla (TSLA) - daily chart



### Support and Resistance

- 204.32 \*\*\* weekly containment**
- 202.64 \* minor
- 200.11 \* intra-day containment
- 197.10 \* minor
- 194.05 \* session containment**
- 190.04 \* minor
- 187.31 \* minor
- 184.60 \* minor
- 181.75 \* minor
- 179.99 \* intra-day containment
- 176.02 \* minor
- 173.86 \*\*\*\* multi-week contain**
- 173.17 \*\*\*\* multi-wk contain UP**
- 170.69 \* minor
- 168.84 \* intra-day containment
- 164.40 \* minor
- 162.75 \* minor
- 160.51 \* session containment**
- 157.51 \* session containment DP**

Jun 23 Jul Aug Sep Oct Nov Dec Jan 24 Feb Mar Apr May Jun Jul  
 CQG Inc. © 2024 All rights reserved worldwide. http://www.cqg.com S:TSLA - Tesla Inc., Daily | Mon May 06 2024 14:15:38, CQG 23.12.8032



O= 183.80  
 H= 187.56  
 L= 182.20  
 C= 184.76  
 Δ= +3.57

# Tesla (TSLA) - daily chart

265.13 Dec 2023



Dec 2024 Feb Mar Apr May Jun  
 20 27 01 11 18 26 02 08 16 22 29 01 05 12 20 26 01 11 18 25 01 08 15 22 29 01 06 13 20 27 03 10

CGG Inc. © 2024 All rights reserved worldwide. <http://www.cgg.com>

S:TSLA - Tesla Inc., Daily | Mon May 06 2024 14:15:13, CQG 23.12.8033

## Support and Resistance

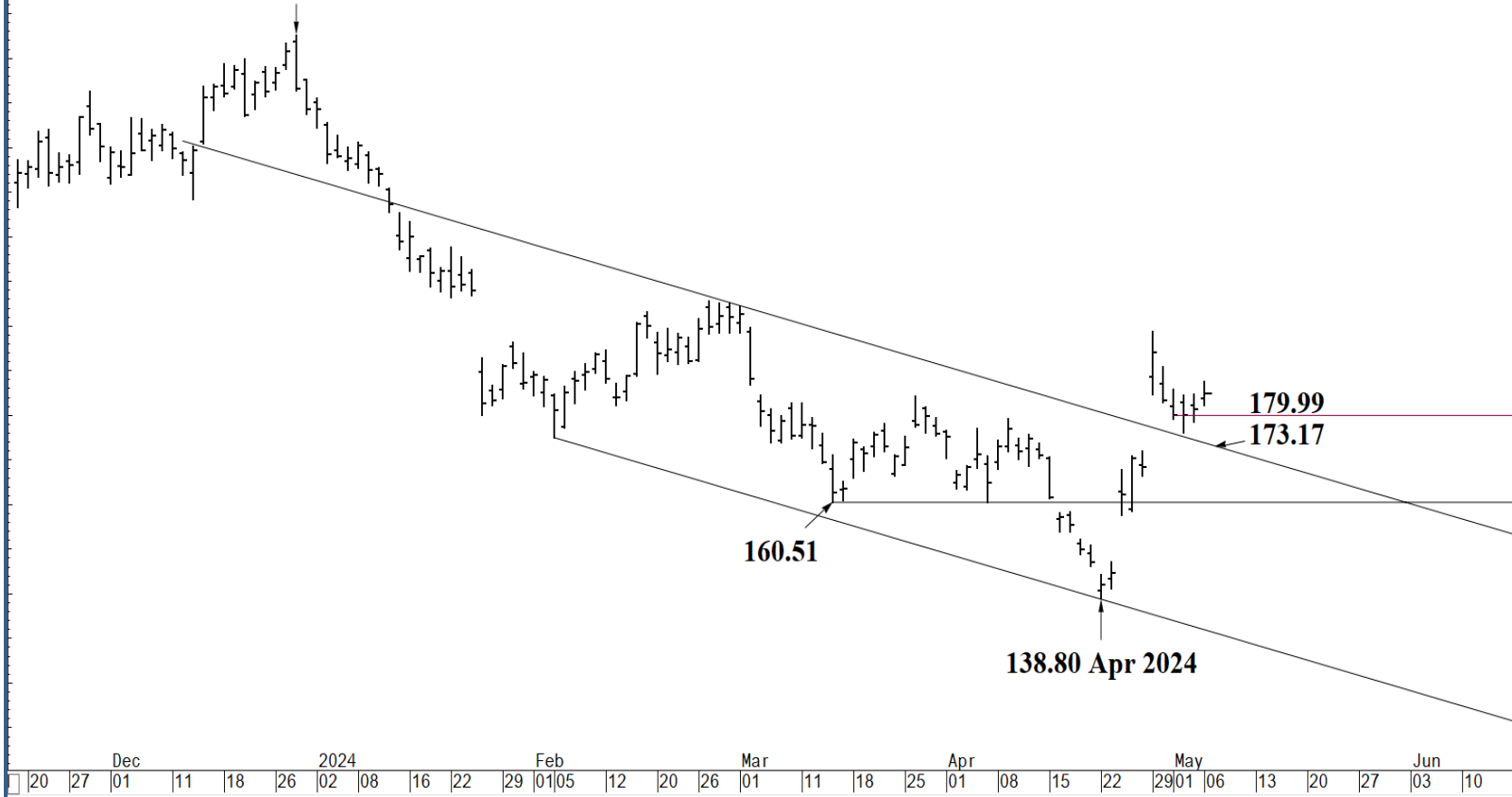
- 204.32 \*\*\* weekly containment**
- 202.64 \* minor
- 200.11 \* intra-day containment
- 197.10 \* minor
- 194.05 \* session containment**
- 190.04 \* minor
- 187.31 \* minor
- 184.60 \* minor
- 181.75 \* minor
- 179.99 \* intra-day containment
- 176.02 \* minor
- 173.86 \*\*\*\* multi-week contain**
- 173.17 \*\*\*\* multi-wk contain UP**
- 170.69 \* minor
- 168.84 \* intra-day containment
- 164.40 \* minor
- 162.75 \* minor
- 160.51 \* session containment**
- 157.51 \* session containment DP**



O= 183.80  
 H= 187.56  
 L= 182.20  
 L= 184.76  
 Δ= +3.57

# Tesla (TSLA) - daily chart

265.13 Dec 2023



## Support and Resistance

**204.32 \*\*\* weekly containment**

- 202.64 \* minor
- 200.11 \* intra-day containment
- 197.10 \* minor

**194.05 \* session containment**

- 190.04 \* minor
- 187.31 \* minor
- 184.60 \* minor
- 181.75 \* minor
- 179.99 \* intra-day containment
- 176.02 \* minor

**173.86 \*\*\*\* multi-week contain**

**173.17 \*\*\*\* multi-wk contain UP**

- 170.69 \* minor
- 168.84 \* intra-day containment
- 164.40 \* minor
- 162.75 \* minor

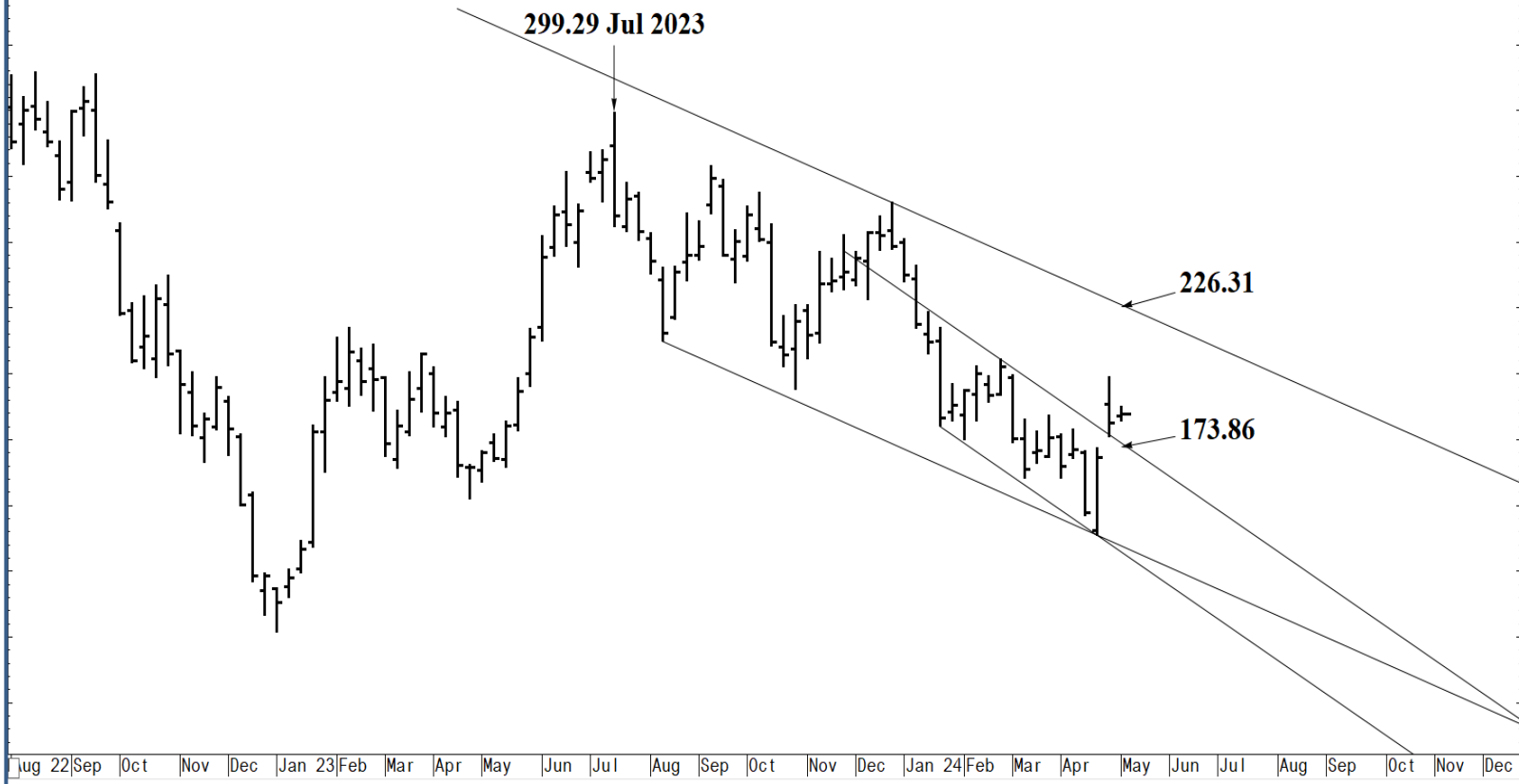
**160.51 \* session containment**

**157.51 \* session containment DP**



O= 183.80  
H= 187.56  
L= 182.20  
L= 184.76  
Δ= +3.57

### Tesla Inc. (TSLA) - weekly bar chart



### Support and Resistance

- 204.32 \*\*\* weekly containment**
- 202.64 \* minor
- 200.11 \* intra-day containment
- 197.10 \* minor
- 194.05 \* session containment**
- 190.04 \* minor
- 187.31 \* minor
- 184.60 \* minor
- 181.75 \* minor
- 179.99 \* intra-day containment
- 176.02 \* minor
- 173.86 \*\*\*\* multi-week contain**
- 173.17 \*\*\*\* multi-wk contain UP**
- 170.69 \* minor
- 168.84 \* intra-day containment
- 164.40 \* minor
- 162.75 \* minor
- 184.76**
- 160.51 \* session containment**
- 157.51 \* session containment DP**

COG inc. © 2024 All rights reserved worldwide. <http://www.cog.com>

S:TSLA - Tesla Inc., Weekly | Mon May 06 2024 14:15:51, COG 23.12.8032





O= 183.80  
 H= 187.56  
 L= 182.20  
 L= 184.76  
 Δ= +3.57

# Tesla (TSLA) - daily chart

265.13 Dec 2023



300.00  
 280.00  
 260.00  
 240.00  
 220.00  
 200.00  
 180.00  
 160.00  
 140.00  
 120.00

## Support and Resistance

- 204.32 \*\*\* weekly containment**
- 202.64 \* minor
- 200.11 \* intra-day containment
- 197.10 \* minor
- 194.05 \* session containment**
- 190.04 \* minor
- 187.31 \* minor
- 184.60 \* minor
- 181.75 \* minor
- 179.99 \* intra-day containment
- 176.02 \* minor
- 173.86 \*\*\*\* multi-week contain**
- 173.17 \*\*\*\* multi-wk contain UP**
- 170.69 \* minor
- 168.84 \* intra-day containment
- 164.40 \* minor
- 162.75 \* minor
- 160.51 \* session containment**
- 157.51 \* session containment DP**

Dec 01 11 18 26 2024 02 08 16 22 29 01 05 12 20 26 01 11 18 25 01 08 15 22 29 01 06 13 20 27 03 10

CGI Inc. © 2024 All rights reserved worldwide. <http://www.cqg.com>

S:TSLA - Tesla Inc., Daily | Mon May 06 2024 14:12:30, CQG 23.12.8032

