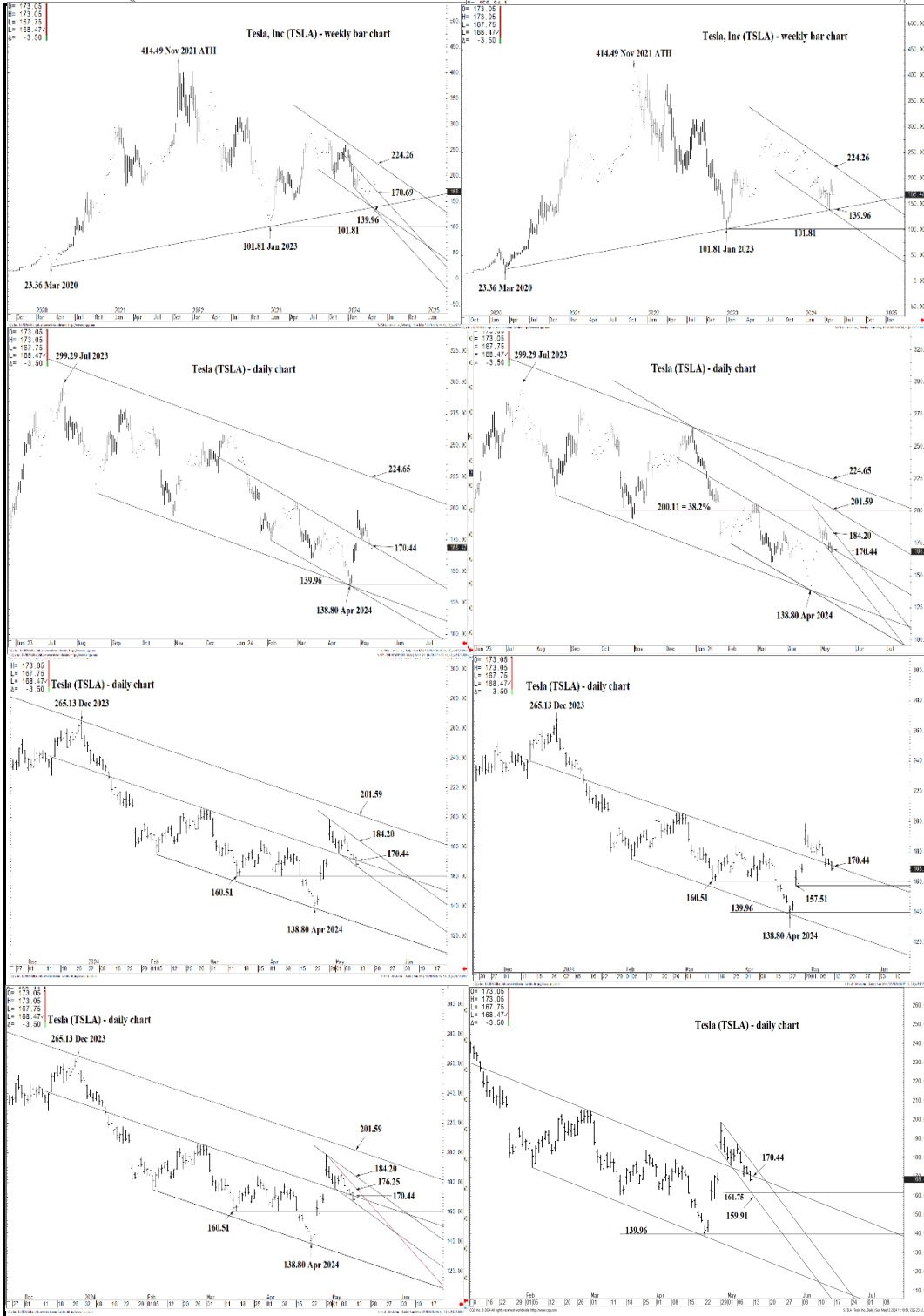




WICKED STOCKS

DIRECTIONAL CLARITY FOR THE ACTIVE INVESTOR



Support and Resistance

201.59 * weekly containment**

- 197.10 * minor
- 194.05 * intra-day containment
- 190.04 * minor
- 186.98 * minor

184.20 * session containment

- 179.64 * minor
- 176.25 * intra-day containment
- 173.35 * minor

170.44 ** multi-wk contain UP**

- 168.29 * minor
- 165.75 * intra-day containment
- 161.75 * minor

159.91 * session containment

- 157.51 * minor
- 155.45 * minor
- 153.86 * intra-day containment
- 147.26 * minor

144.44 * session containment

O= 173.05
 H= 173.05
 L= 167.75
 L= 168.47✓
 Δ= -3.50

Tesla, Inc (TSLA) - weekly bar chart



Support and Resistance

- 201.59 *** weekly containment**
- 197.10 * minor
- 194.05 * intra-day containment
- 190.04 * minor
- 186.98 * minor
- 184.20 * session containment**
- 179.64 * minor
- 176.25 * intra-day containment
- 173.35 * minor
- 170.44 **** multi-wk contain UP**
- 168.29 * minor
- 165.75 * intra-day containment
- 161.75 * minor
- 159.91 * session containment**
- 157.51 * minor
- 155.45 * minor
- 153.86 * intra-day containment

COG Inc. © 2024 All rights reserved worldwide. <http://www.cog.com>

S:TSLA - Tesla Inc, Weekly | Sun May 12 2024 07:55:39, COG 23.12.8032



O= 173.05
 H= 173.05
 L= 167.75
 L= 168.47✓
 Δ= -3.50

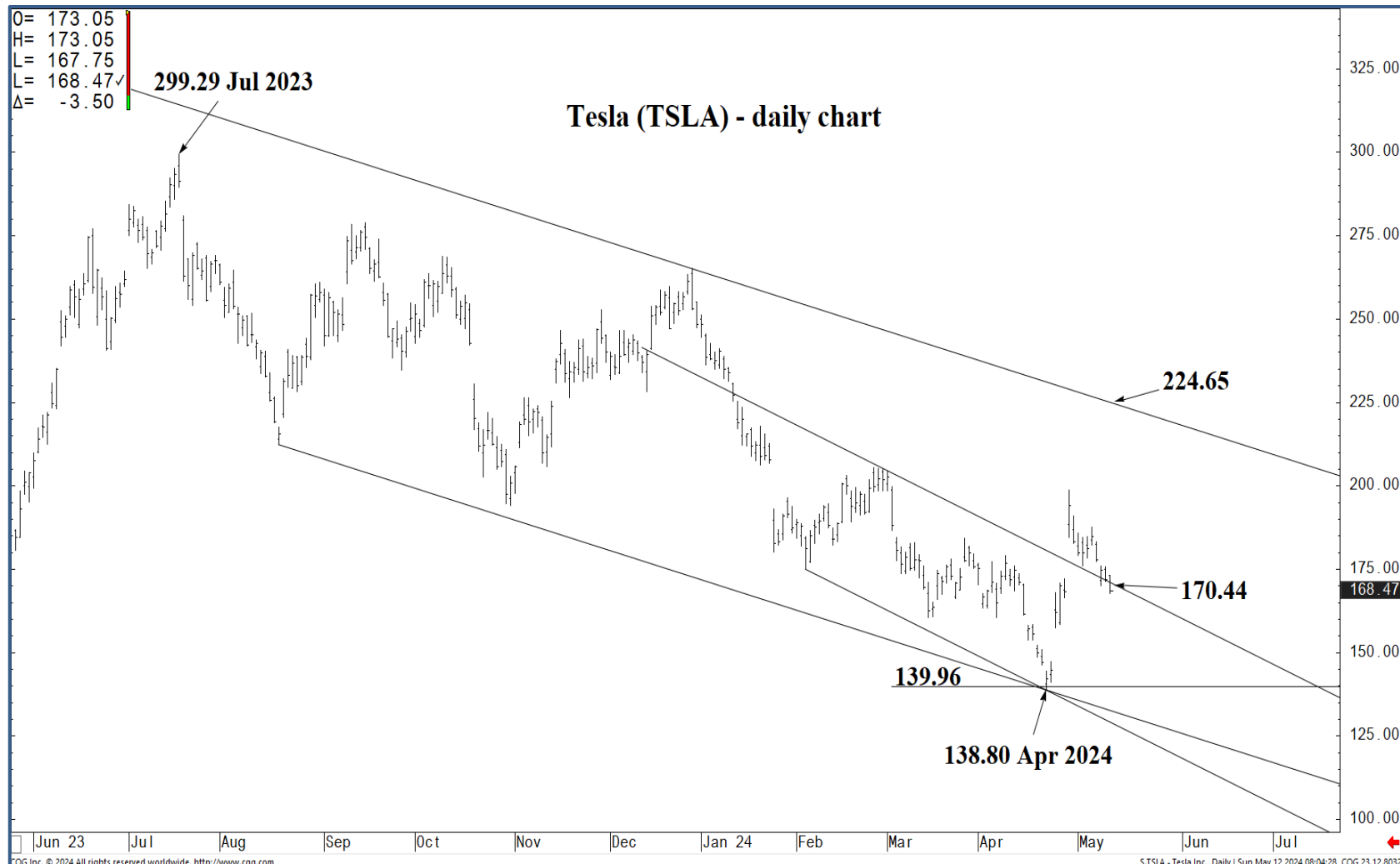
Tesla, Inc (TSLA) - weekly bar chart



Support and Resistance

- 201.59 *** weekly containment**
- 197.10 * minor
- 194.05 * intra-day containment
- 190.04 * minor
- 186.98 * minor
- 184.20 * session containment**
- 179.64 * minor
- 176.25 * intra-day containment
- 173.35 * minor
- 170.44 **** multi-wk contain UP**
- 168.29 * minor
- 165.75 * intra-day containment
- 161.75 * minor
- 159.91 * session containment**
- 157.51 * minor
- 155.45 * minor
- 153.86 * intra-day containment





Support and Resistance

201.59 *** weekly containment

- 197.10 * minor
- 194.05 * intra-day containment
- 190.04 * minor
- 186.98 * minor

184.20 * session containment

- 179.64 * minor
- 176.25 * intra-day containment
- 173.35 * minor

170.44 **** multi-wk contain UP

- 168.29 * minor
- 165.75 * intra-day containment
- 161.75 * minor

159.91 * session containment

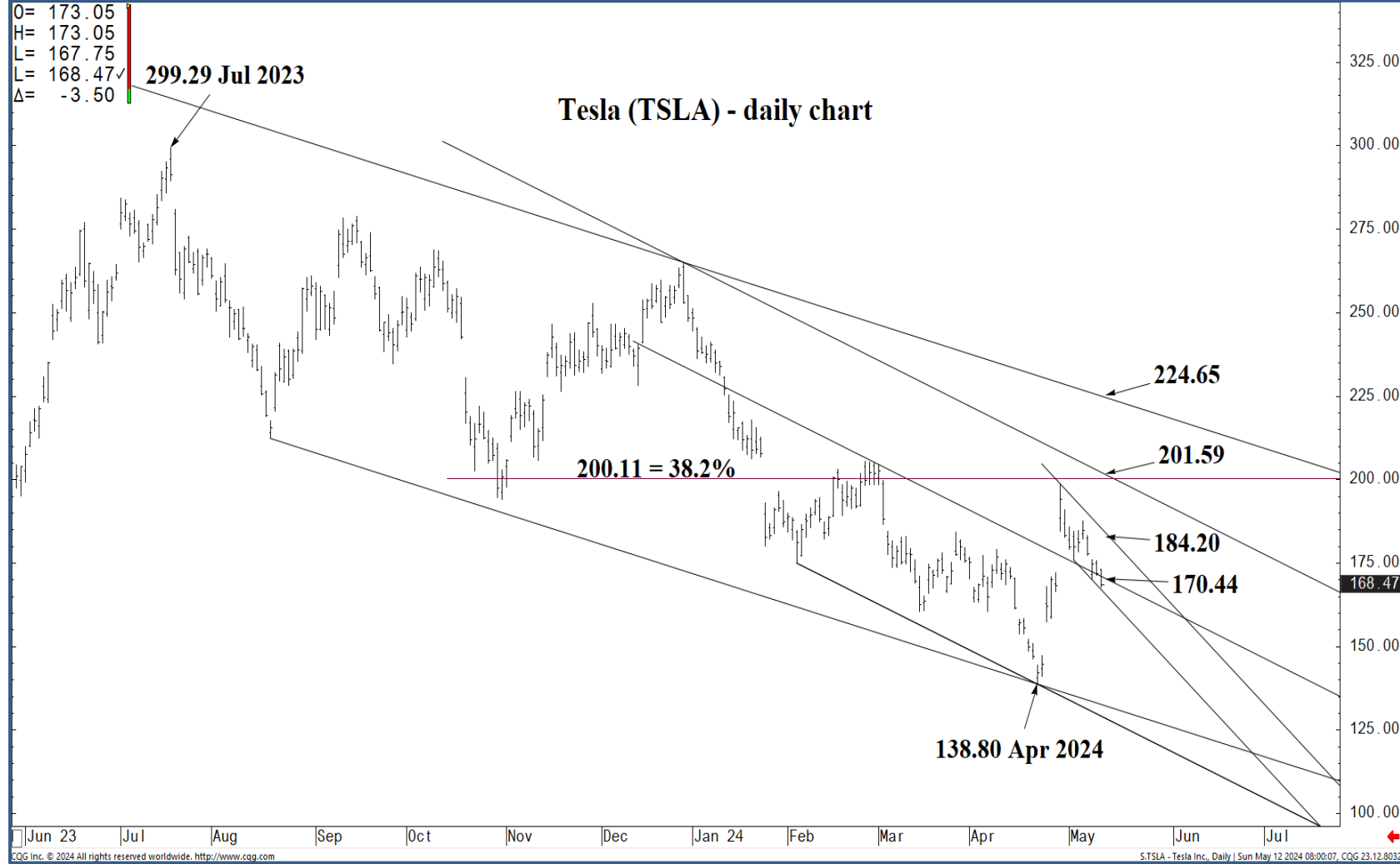
- 157.51 * minor
- 155.45 * minor
- 153.86 * intra-day containment



O= 173.05
 H= 173.05
 L= 167.75
 L= 168.47
 Δ= -3.50

299.29 Jul 2023

Tesla (TSLA) - daily chart



Support and Resistance

- 201.59 *** weekly containment**
- 197.10 * minor
- 194.05 * intra-day containment
- 190.04 * minor
- 186.98 * minor
- 184.20 * session containment**
- 179.64 * minor
- 176.25 * intra-day containment
- 173.35 * minor
- 170.44 **** multi-wk contain UP**
- 168.29 * minor
- 165.75 * intra-day containment
- 161.75 * minor
- 159.91 * session containment**
- 157.51 * minor
- 155.45 * minor
- 153.86 * intra-day containment

Jun 23 Jul Aug Sep Oct Nov Dec Jan 24 Feb Mar Apr May Jun Jul
 CQG Inc. © 2024 All rights reserved worldwide. <http://www.cqg.com> S:TSLA - Tesla Inc., Daily | Sun May 12 2024 08:00:07, CQG 23.12.8032



O= 173.05
 H= 173.05
 L= 167.75
 C= 168.47
 Δ= -3.50

Tesla (TSLA) - daily chart



Support and Resistance

201.59 * weekly containment**

- 197.10 * minor
- 194.05 * intra-day containment
- 190.04 * minor
- 186.98 * minor

184.20 * session containment

- 179.64 * minor
- 176.25 * intra-day containment
- 173.35 * minor

170.44 ** multi-wk contain UP**

- 168.29 * minor
- 165.75 * intra-day containment
- 161.75 * minor

159.91 * session containment

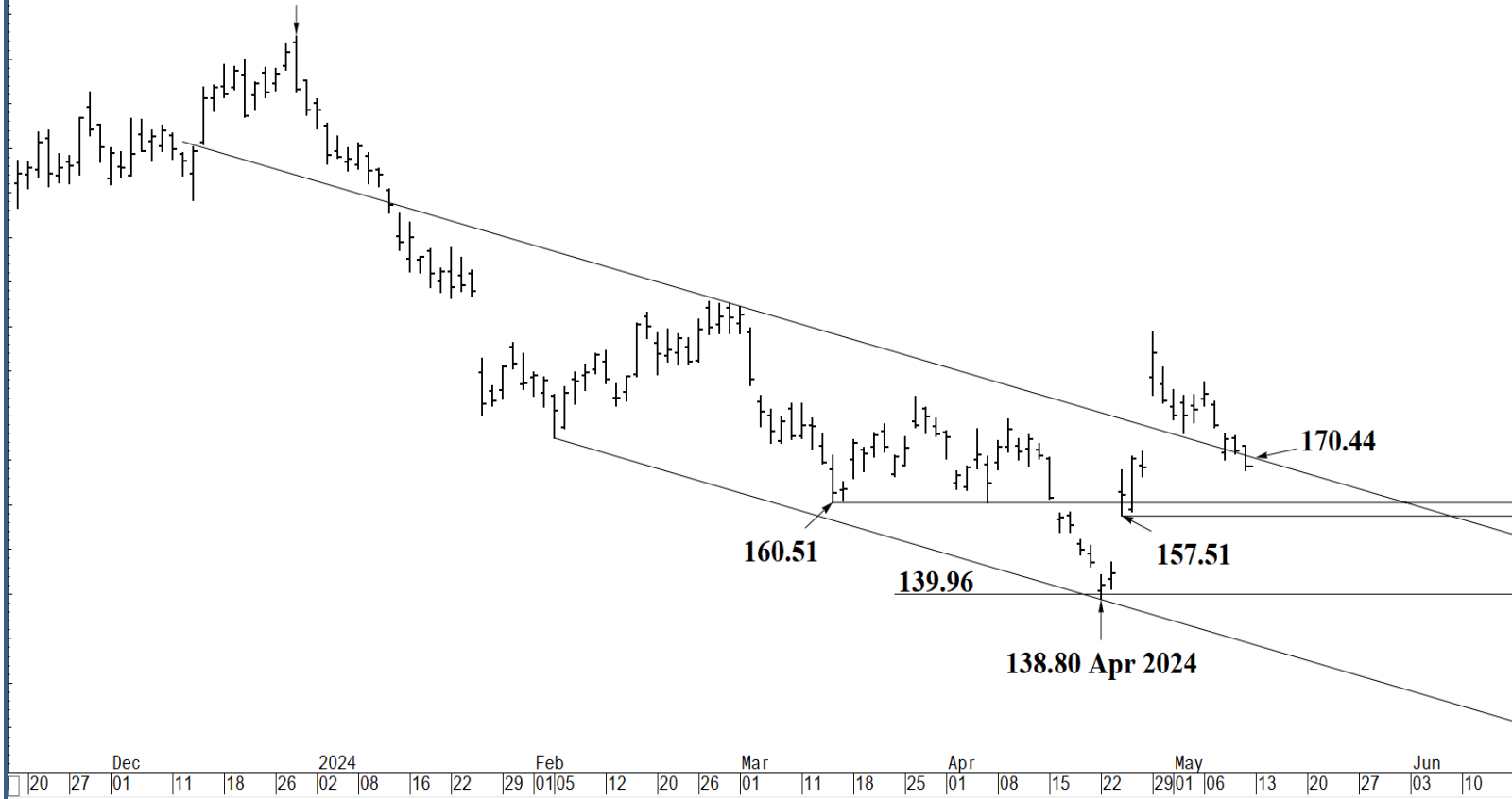
- 157.51 * minor
- 155.45 * minor
- 153.86 * intra-day containment



O= 173.05
 H= 173.05
 L= 167.75
 C= 168.47
 Δ= -3.50

Tesla (TSLA) - daily chart

265.13 Dec 2023



Support and Resistance

201.59 *** weekly containment

- 197.10 * minor
- 194.05 * intra-day containment
- 190.04 * minor
- 186.98 * minor

184.20 * session containment

- 179.64 * minor
- 176.25 * intra-day containment
- 173.35 * minor

170.44 **** multi-wk contain UP

- 168.29 * minor
- 165.75 * intra-day containment
- 161.75 * minor

159.91 * session containment

- 157.51 * minor
- 155.45 * minor
- 153.86 * intra-day containment

168.47

Dec 20 27 01 11 18 26 2024 02 08 16 22 29 01 05 12 20 26 01 11 18 25 01 08 15 22 29 01 06 13 20 27 03 10

COG Inc. © 2024 All rights reserved worldwide. <http://www.cog.com>

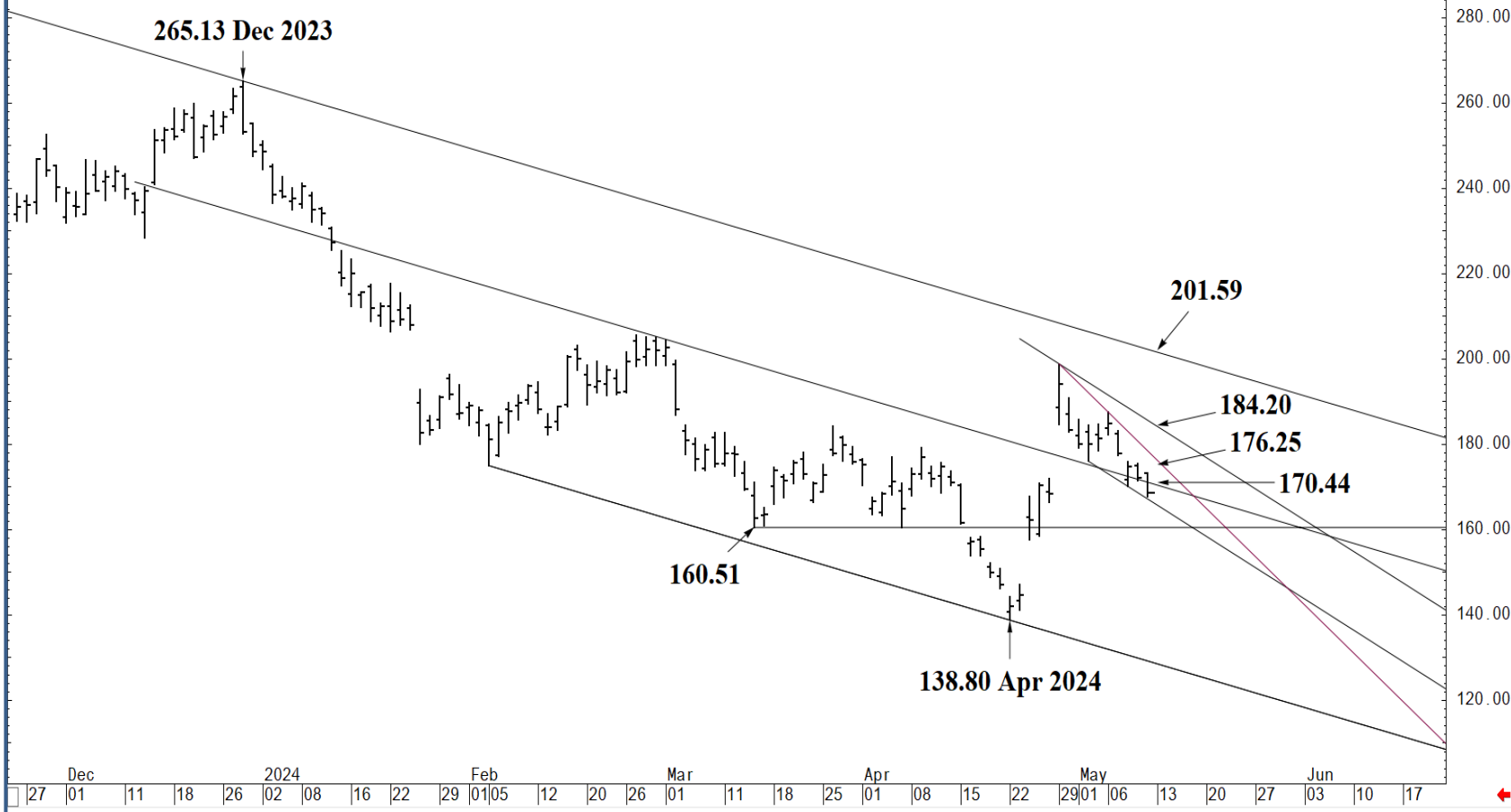
S:TSLA - Tesla Inc., Daily | Sun May 12 2024 08:01:14, COG 23-12.8032



WICKED STOCKS

O= 173.05
 H= 173.05
 L= 167.75
 L= 168.47
 Δ= -3.50

Tesla (TSLA) - daily chart



Support and Resistance

- 201.59 *** weekly containment**
- 197.10 * minor
- 194.05 * intra-day containment
- 190.04 * minor
- 186.98 * minor
- 184.20 * session containment**
- 179.64 * minor
- 176.25 * intra-day containment
- 173.35 * minor
- 170.44 **** multi-wk contain UP**
- 168.29 * minor
- 165.75 * intra-day containment
- 161.75 * minor
- 159.91 * session containment**
- 157.51 * minor
- 155.45 * minor
- 153.86 * intra-day containment

COG Inc. © 2024 All rights reserved worldwide. <http://www.cog.com> S:TSLA - Tesla Inc., Daily | Sun May 12 2024 07:56:37, COG 23.12.8032



O= 173.05
 H= 173.05
 L= 167.75
 L= 168.47✓
 Δ= -3.50

Tesla (TSLA) - daily chart



Support and Resistance

260.00	
250.00	201.59 *** weekly containment
240.00	197.10 * minor
	194.05 * intra-day containment
230.00	190.04 * minor
	186.98 * minor
220.00	184.20 * session containment
210.00	179.64 * minor
	176.25 * intra-day containment
200.00	173.35 * minor
190.00	170.44 **** multi-wk contain UP
180.00	168.29 * minor
	165.75 * intra-day containment
170.00	161.75 * minor
168.47	
160.00	159.91 * session containment
150.00	157.51 * minor
	155.45 * minor
140.00	153.86 * intra-day containment
130.00	
120.00	
110.00	

