

O= 170.00
 H= 175.40
 L= 169.00
 L= 171.89
 Δ= +3.42

Tesla, Inc (TSLA) - weekly bar chart



Support and Resistance

- 200.91 *** weekly containment**
- 197.10 * minor
- 194.05 * intra-day containment
- 190.04 * minor
- 186.98 * minor
- 182.73 * session containment UP**
- 179.64 * minor
- 177.81 * minor
- 173.99 * intra-day containment
- 171.89 * minor
- 169.75 * session containment**
- 167.75 * minor
- 165.75 * intra-day containment
- 161.75 * minor
- 157.92 * session containment DP**
- 155.45 * minor
- 153.86 * intra-day containment
- 147.26 * minor
- 144.44 * session containment**



O= 170.00
 H= 175.40
 L= 169.00
 L= 171.89
 Δ= +3.42

Tesla, Inc (TSLA) - weekly bar chart



Support and Resistance

- 200.91 *** weekly containment**
- 197.10 * minor
- 194.05 * intra-day containment
- 190.04 * minor
- 186.98 * minor
- 182.73 * session containment UP**
- 179.64 * minor
- 177.81 * minor
- 173.99 * intra-day containment
- 171.89 * minor
- 169.75 * session containment**
- 167.75 * minor
- 165.75 * intra-day containment
- 161.75 * minor
- 157.92 * session containment DP**
- 155.45 * minor
- 153.86 * intra-day containment
- 147.26 * minor
- 144.44 * session containment**





Support and Resistance

- 200.91 *** weekly containment**
- 197.10 * minor
- 194.05 * intra-day containment
- 190.04 * minor
- 186.98 * minor

- 182.73 * session containment UP**
- 179.64 * minor
- 177.81 * minor
- 173.99 * intra-day containment
- 171.89 * minor

- 169.75 * session containment**
- 167.75 * minor
- 165.75 * intra-day containment
- 161.75 * minor

- 157.92 * session containment DP**
- 155.45 * minor
- 153.86 * intra-day containment
- 147.26 * minor

- 144.44 * session containment**

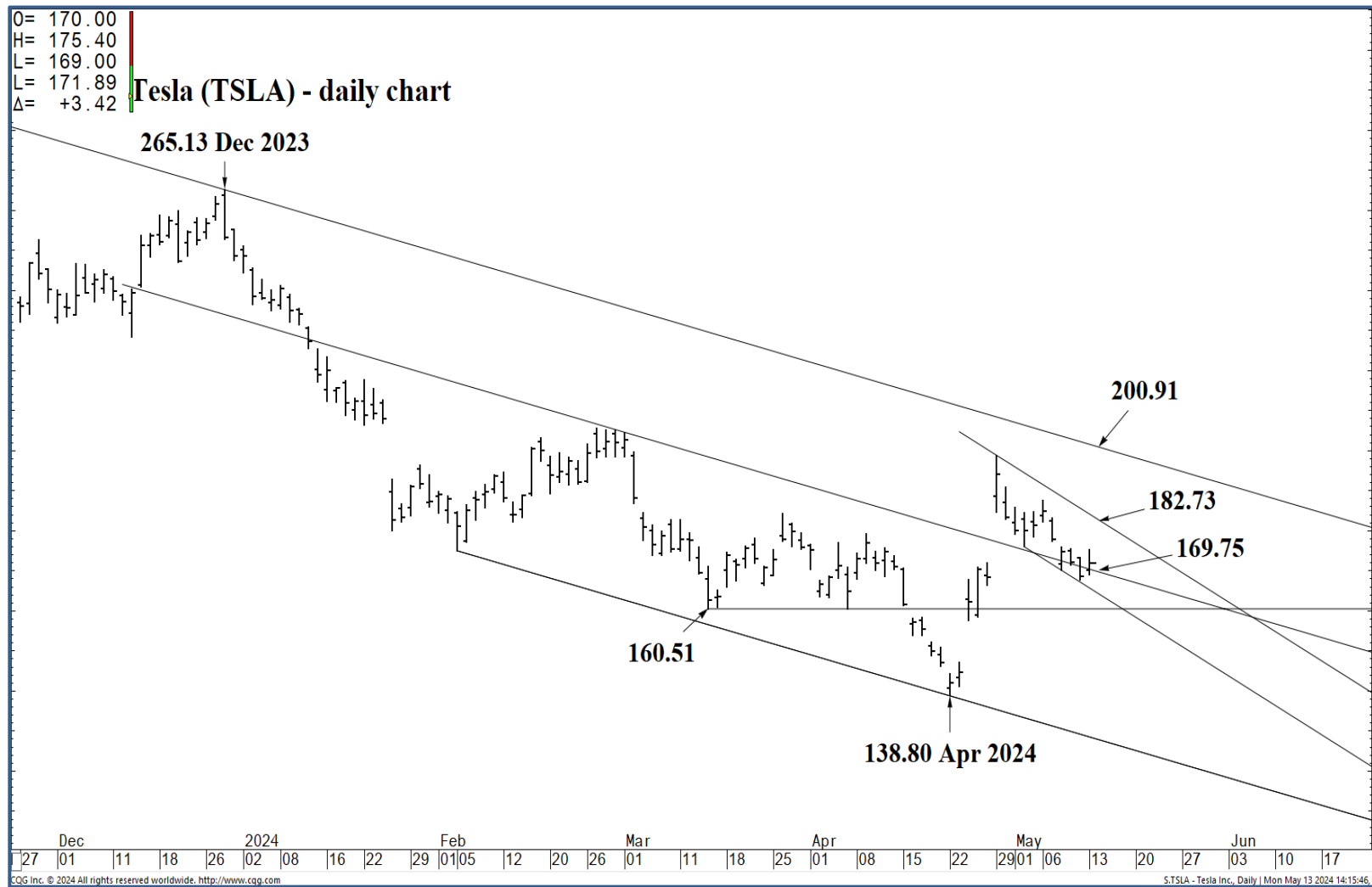




Support and Resistance

200.91 *** weekly containment	197.10 * minor
	194.05 * intra-day containment
	190.04 * minor
	186.98 * minor
182.73 * session containment UP	179.64 * minor
	177.81 * minor
	173.99 * intra-day containment
	171.89 * minor
169.75 * session containment	167.75 * minor
	165.75 * intra-day containment
	161.75 * minor
157.92 * session containment DP	155.45 * minor
	153.86 * intra-day containment
	147.26 * minor
144.44 * session containment	





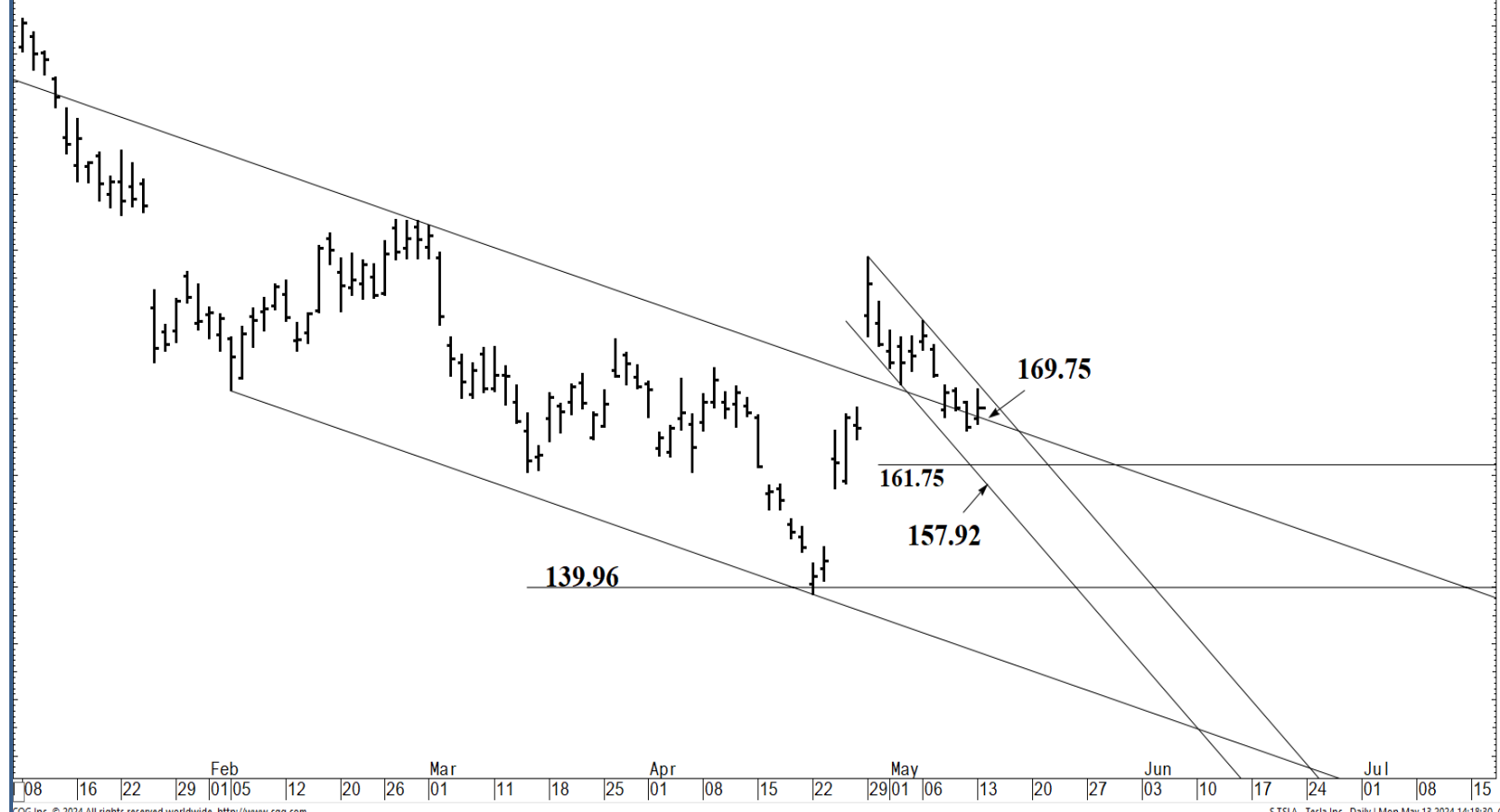
Support and Resistance

- 200.91** *** weekly containment
- 197.10 * minor
- 194.05 * intra-day containment
- 190.04 * minor
- 186.98 * minor
- 182.73** * session containment UP
- 179.64 * minor
- 177.81 * minor
- 173.99 * intra-day containment
- 171.89 * minor
- 169.75** * session containment
- 167.75 * minor
- 165.75 * intra-day containment
- 161.75 * minor
- 157.92** * session containment DP
- 155.45 * minor
- 153.86 * intra-day containment
- 147.26 * minor
- 144.44** * session containment



O= 170.00
 H= 175.40
 L= 169.00
 L= 171.89
 Δ= +3.42

Tesla (TSLA) - daily chart



Support and Resistance

260.00
 250.00
 240.00
 230.00
 220.00
 210.00
 200.00
 190.00
 180.00
 170.00
 160.00
 150.00
 140.00
 130.00
 120.00
 110.00

- 200.91 *** weekly containment**
- 197.10 * minor
- 194.05 * intra-day containment
- 190.04 * minor
- 186.98 * minor
- 182.73 * session containment UP**
- 179.64 * minor
- 177.81 * minor
- 173.99 * intra-day containment
- 171.89 * minor
- 169.75 * session containment**
- 167.75 * minor
- 165.75 * intra-day containment
- 161.75 * minor
- 157.92 * session containment DP**
- 155.45 * minor
- 153.86 * intra-day containment
- 147.26 * minor
- 144.44 * session containment**

08 16 22 29 01 05 12 20 26 01 11 18 25 01 08 15 22 29 01 06 13 20 27 03 10 17 24 01 08 15

COG Inc. © 2024 All rights reserved worldwide. <http://www.cog.com>

S:TSLA - Tesla Inc., Daily | Mon May 13 2024 14:18:30, COG 23-12-8032



O= 170.00
 H= 175.40
 L= 169.00
 C= 171.89
 Δ= +3.42

Tesla (TSLA) - daily chart

265.13 Dec 2023

160.51

138.80 Apr 2024

200.91

182.73

173.99

169.75

171.89

300.00
280.00
260.00
240.00
220.00
200.00
180.00
160.00
140.00
120.00

Support and Resistance

- 200.91 *** weekly containment**
- 197.10 * minor
- 194.05 * intra-day containment
- 190.04 * minor
- 186.98 * minor
- 182.73 * session containment UP**
- 179.64 * minor
- 177.81 * minor
- 173.99 * intra-day containment
- 171.89 * minor
- 169.75 * session containment**
- 167.75 * minor
- 165.75 * intra-day containment
- 161.75 * minor
- 157.92 * session containment DP**
- 155.45 * minor
- 153.86 * intra-day containment
- 147.26 * minor
- 144.44 * session containment**

Dec 27 | 01 | 11 | 18 | 26 | 2024 | 02 | 08 | 16 | 22 | Feb | 29 | 01 | 05 | 12 | 20 | 26 | Mar | 01 | 11 | 18 | 25 | Apr | 01 | 08 | 15 | 22 | May | 29 | 01 | 06 | 13 | 20 | Jun | 27 | 03 | 10 | 17

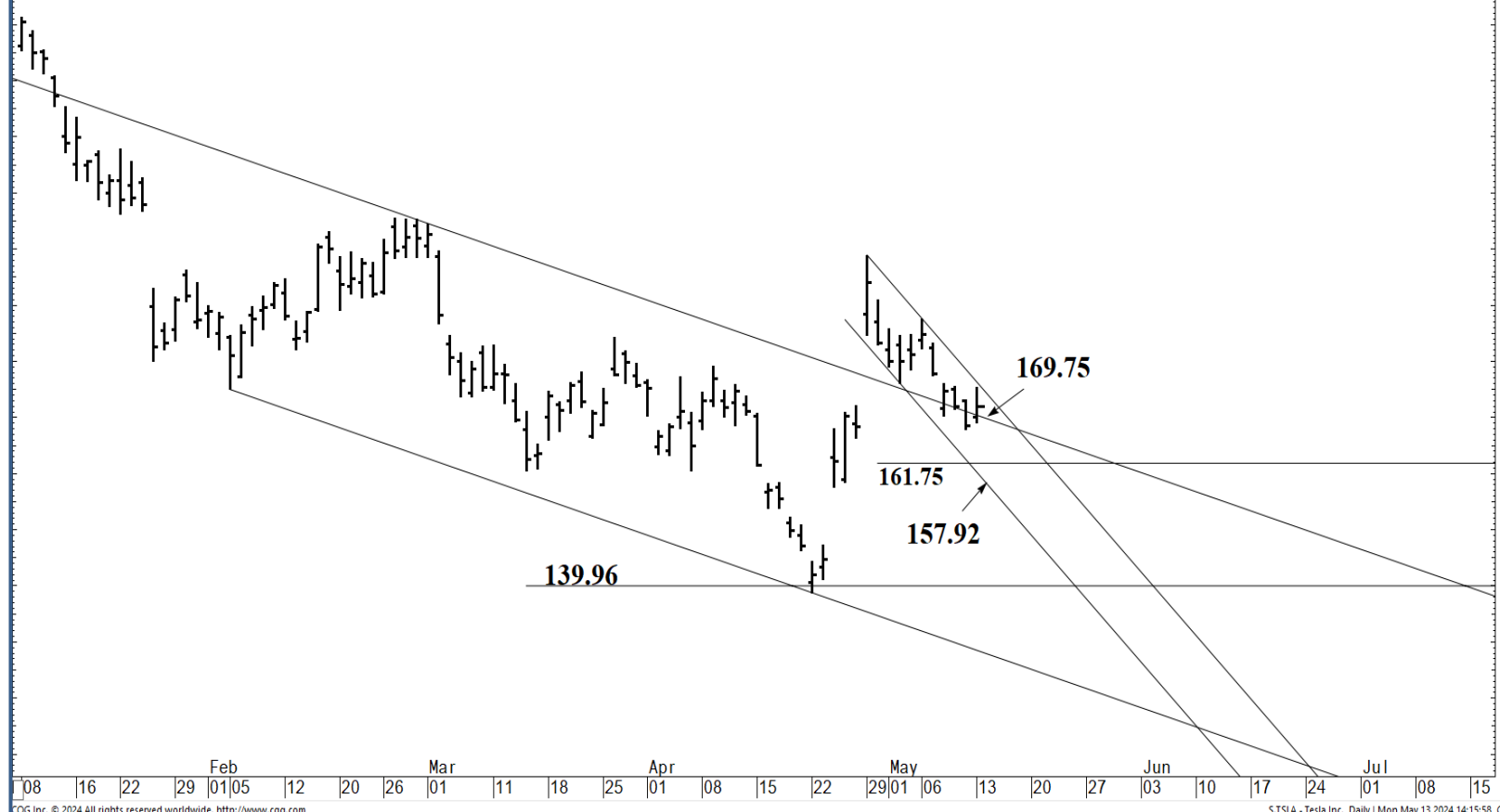
COG Inc. © 2024 All rights reserved worldwide. <http://www.cog.com>

S:TSLA - Tesla Inc., Daily | Mon May 13 2024 14:15:19, COG 23.12.8032



O= 170.00
 H= 175.40
 L= 169.00
 L= 171.89
 Δ= +3.42

Tesla (TSLA) - daily chart



Support and Resistance

- 200.91 *** weekly containment**
- 197.10 * minor
- 194.05 * intra-day containment
- 190.04 * minor
- 186.98 * minor
- 182.73 * session containment UP**
- 179.64 * minor
- 177.81 * minor
- 173.99 * intra-day containment
- 171.89 * minor
- 169.75 * session containment**
- 167.75 * minor
- 165.75 * intra-day containment
- 161.75 * minor
- 157.92 * session containment DP**
- 155.45 * minor
- 153.86 * intra-day containment
- 147.26 * minor
- 144.44 * session containment**

